

20  
YEARS

It's  
PG Bison

# PRODUCT CATALOGUE

November 2022



**PG BISON**





# TABLE OF CONTENT

Board Colour Guide .....	3
Particleboard .....	5
Oriented Strand Board (OSB) .....	9
Medium Density Fibre Board (MDF).....	10
MDF Backers .....	11
MDF Backers Colour Match Guide .....	12
Edge Banding .....	13
Cover Caps .....	16
Worktops .....	18
Zenolite .....	19
Deep Texture .....	21
Supamatt .....	22
Supagloss .....	23
PVC Foil Wrap .....	25
<b>Blum</b>	
Hinges .....	27
Lift Systems .....	28
Drawer Systems .....	29
Accessories .....	34
Assembly Devices .....	35
Blum Care Guide .....	36
<b>Furniture &amp; Fittings</b>	
Kinetic Care Guide.....	37
Handles .....	38
Runners .....	45
Hinges.....	46
Connectors .....	48
Supports.....	49
Lid Stay .....	53
Legs & Skirting .....	54
Cabinet Hangers.....	56
Cabinet Profiles .....	57
Accessories.....	62
Door Profiles .....	64
Aluminium Handles .....	65
Sliding Systems.....	68
<b>Flatpax</b>	
Introduction.....	79
Kinetic.....	81
Blum.....	87

# BOARD COLOUR GUIDE

## RAW



## WHITE




## PLAIN 1



## PLAIN 2



## PLAIN 3



## WOODGRAIN 1



**Disclaimer :** The marked boards are being phased out progressively. Kindly check stocks with sales before placing your order.

# BOARD COLOUR GUIDE


## WOODGRAIN 2



## WOODGRAIN 3



## PATTERN 1



## OSB 3



Disclaimer : The marked boards are being phased out progressively. Kindly check stocks with sales before placing your order.

## VISIT OUR WEBSITE



# PARTICLEBOARD



MelaWood® is PG Bison's leading brand of melamine faced board. Our range of trend setting designs and finishes are globally inspired and carefully selected to meet your needs.

PG Bison MelaWood® always looks great and it's 100% closed melamine-resin surface already provides an excellent impervious barrier. But PG Bison now gives you a deeper level of protection. Because now, a special anti-bacterial additive is blended into our locally manufactured melamine resin, destroying bacteria, that may come to rest on the surface of the MelaWood®, within hours. This additional built-in protective layer makes MelaWood® Anti-Bacterial the perfect solution for hygiene-sensitive, high-traffic areas where cleanliness alone is insufficient, such as healthcare facilities, office spaces, schools, restaurants, retail and even at home.

Our anti-bacterial additive is introduced during production, so it's integral to the finished product and not just a surface coating, making it extremely effective. It inhibits the microbial growth of bacteria, especially when compared to porous substrates such as wood or stone. Naturally the melamine surface must still be kept clean with standard soap cleaners or alcohol-based disinfectants.

## How it's made

MelaWood® is made by bonding melamine-impregnated décor paper to both surfaces of our top-quality board using heat and pressure. This one-shot process creates a closed, durable, scratch and moisture resistant surface that is easy to clean.

MelaWood®'s exposed edges must be properly edged using a suitable glue and edging material to give the board the best possible protection in areas where there is a chance of it being exposed to moisture.

## Using MelaWood®

Ideal for medium duty vertical and light horizontal applications, such as freestanding and built-in cupboards, door and drawer frontals, carcasses and shelving, wall cladding and interior building elements, MelaWood® is perfect for kitchens, offices and shops.

We offer MelaWood® in a wide range of designs in combination with our various finishes to suit every application and design.

MelaWood® is available in four fashionable surface finishes:


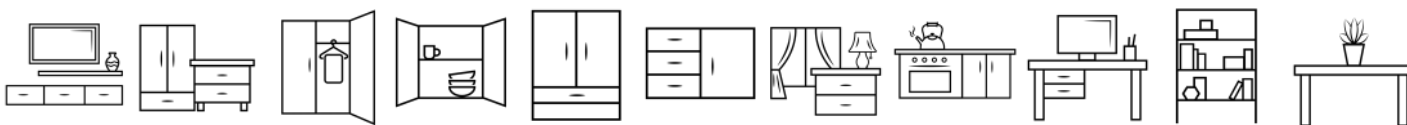
**Fusion** - a natural, veneer look

**Linear** - a strong textured, straight wood grain

**Natural Touch** - a velvety matt

**Peen** - a textured, stipple effect

## APPLICATIONS



# PARTICLEBOARD

Dimensions: 2750mm x 1830mm [9' x 6']



## RAW PARTICLEBOARD - BISONBOARD

Thickness	Sheet Code	SQM Code	Product Description		Finish
12mm	B0000090	E0000114	Plain	2750 x 1830 x 12mm PB	Raw / Plain
18mm	B0000091	E0000140	Plain	2750 x 1830 x 18mm PB	Raw / Plain



## WHITE PARTICLEBOARD - MELAWOOD

Thickness	Sheet Code	SQM Code	Product Description		Finish
16mm	B0000083	E0000115	Super White	2750 x 1830 x 16mm PB	Peen
18mm	B0000088	E0000146	Super White	2750 x 1830 x 18mm PB	Peen
18mm	B0000189	E0000471	Super White	2750 x 1830 x 18mm PB HMR	Peen
25mm	B0000078	E0000153	Super White	2750 x 1830 x 25mm PB	Peen



## MELAMINE FACED PARTICLEBOARD - MELAWOOD

18mm

### PLAIN 1


Decor	Sheet Code	SQM Code	Product Description		Finish
Capuccino	B0000081	E0000125	Capuccino	2750 x 1830 x 18mm PB	Peen
Espresso	B0000082	E0000129	Espresso	2750 x 1830 x 18mm PB	Peen
Dunblane Grey	B0000230	E0000562	Dunblane Grey	2750 x 1830 x 18mm PB	Peen
Folkstone Grey	B0000074	E0000131	Folkstone Grey	2750 x 1830 x 18mm PB	Peen
Storm Grey	B0000085	E0000142	Storm Grey	2750 x 1830 x 18mm PB	Peen
Super Black	B0000087	E0000145	Super Black Peen	2750 x 1830 x 18mm PB	Peen
Petrol Blue	B0000112	E0000139	Petrol Blue	2750 x 1830 x 18mm PB	Peen

### PLAIN 2

Decor	Sheet Code	SQM Code	Product Description		Finish
Caraz	B0000231	E0000563	Caraz	2750 x 1830 x 18mm PB	Peen
Congo	B0000113	E0000127	Congo	2750 x 1830 x 18mm PB	Peen
Kalapana	B0000229	E0000561	Kalapana	2750 x 1830 x 18mm PB	Peen

### PLAIN 3

Decor	Sheet Code	SQM Code	Product Description		Finish
Super Black Linear	B0000079	E0000144	Super Black Linear	2750 x 1830 x 18mm PB	Linear
Iceberg White	B0000260	E0000615	Iceberg White Linear	2750 x 1830 x 18mm PB	Linear





# PARTICLEBOARD

Dimensions: 2750mm x 1830mm [9' x 6']



## MELAMINE FACED PARTICLEBOARD - MELAWOOD

18mm

### WOODGRAIN 1

Decor	Sheet Code	SQM Code	Product Description	Finish
African Wenge	B0000070	E0000117	African Wenge 2750 x 1830 x 18mm PB	Fusion
American Walnut	B0000071	E0000118	American Walnut 2750 x 1830 x 18mm PB	Fusion
Black Cherry	B0000072	E0000121	Black Cherry 2750 x 1830 x 18mm PB	Natural Touch
Coimbra	B0000077	E0000126	Coimbra 2750 x 1830 x 18mm PB	Linear
Harvard Cherry	B0000084	E0000132	Harvard Cherry 2750 x 1830 x 18mm PB	Fusion
Monument Oak	B0000093	E0000137	Monument Oak 2750 x 1830 x 18mm PB	Linear
Shale Oak	B0000080	E0000141	Shale Oak 2750 x 1830 x 18mm PB	Natural Touch
Summer Oak	B0000086	E0000143	Summer Oak 2750 x 1830 x 18mm PB	Linear
Verzasca Oak	B0000097	E0000148	Verzasca Oak 2750 x 1830 x 18mm PB	Linear
Cadbury Oak	B0000092	E0000123	Cadbury Oak 2750 x 1830 x 18mm PB	Linear
Maidenwood	B0000103	E0000136	Maidenwood 2750 x 1830 x 18mm PB	Fusion
Normandy	B0000102	E0000138	Normandy 2750 x 1830 x 18mm PB	Fusion
Astana	B0000115	E0000154	Astana 2750 x 1830 x 18mm PB	Linear
Cannero	B0000227	E0000560	Cannero 2750 x 1830 x 18mm PB	Fusion
Cambridge Oak	B0000116	E0000155	Cambridge Oak 2750 x 1830 x 18mm PB	Fusion

### WOODGRAIN 2

Decor	Sheet Code	SQM Code	Product Description	Finish
Esperanza Oak	B0000100	E0000128	Esperanza Oak 2750 x 1830 x 18mm PB	Linear
Lanza Oak	B0000101	E0000134	Lanza Oak 2750 x 1830 x 18mm PB	Natural Touch
Treviso	B0000119	E0000158	Treviso 2750 x 1830 x 18mm PB	Fusion
Arden	B0000110	E0000119	Arden 2750 x 1830 x 18mm PB	Natural Touch
Haven	B0000107	E0000133	Haven 2750 x 1830 x 18mm PB	Fusion

### WOODGRAIN 3

Decor	Sheet Code	SQM Code	Product Description	Finish
Brookhill	B0000105	E0000122	Brookhill 2750 x 1830 x 18mm PB	Fusion
Camden	B0000106	E0000124	Camden 2750 x 1830 x 18mm PB	Linear
Lockeport	B0000108	E0000135	Lockeport 2750 x 1830 x 18mm PB	Linear
Vardo	B0000109	E0000147	Vardo 2750 x 1830 x 18mm PB	Natural Touch
Calais	B0000117	E0000156	Calais 2750 x 1830 x 18mm PB	Linear

### PATTERN 1

Decor	Sheet Code	SQM Code	Product Description	Finish
Armari Linen	B0000114	E0000120	Armari Linen 2750 x 1830 x 18mm PB	Fusion
Anchor Point	B0000226	E0000558	Anchor Point 2750 x 1830 x 18mm PB	Natural Touch
Napoca	B0000118	E0000157	Napoca 2750 x 1830 x 18mm PB	Fusion
Stonetown	B0000228	E0000559	Stonetown 2750 x 1830 x 18mm PB	Linear





# PARTICLEBOARD

Dimensions: 2750mm x 1830mm [9' x 6']



## MELAMINE FACED PARTICLEBOARD - MELAWOOD

25mm

### PLAIN 1

Decor	Sheet Code	SQM Code	Product Description	Finish
Espresso	B0000168	E0000242	Espresso 2750 x 1830 x 25mm PB	Peen
Folkstone Grey	B0000099	E0000150	Folkstone Grey 2750 x 1830 x 25mm PB	Peen
Storm Grey	B0000096	E0000152	Storm Grey 2750 x 1830 x 25mm PB	Peen
Dunblane Grey	B0000259	E0000603	Dunblane Grey 2750 x 1830 x 25mm PB	Peen

### PLAIN 2

Decor	Sheet Code	SQM Code	Product Description	Finish
Congo	B0000174	E0000243	Congo 2750 x 1830 x 25mm PB	Peen

### WOODGRAIN 1

Decor	Sheet Code	SQM Code	Product Description	Finish
African Wenge	B0000166	E0000240	African Wenge 2750 x 1830 x 25mm PB	Fusion
Harvard Cherry	B0000095	E0000151	Harvard Cherry 2750 x 1830 x 25mm PB	Fusion
American Walnut	B0000257	E0000601	American Walnut 2750 x 1830 x 25mm PB	Fusion
Summer Oak	B0000261	E0000617	Summer Oak 2750 x 1830 x 25mm PB	Linear
Maidenwood	B0000169	E0000244	Maidenwood 2750 x 1830 x 25mm PB	Fusion
Normandy	B0000173	E0000249	Normandy 2750 x 1830 x 25mm PB	Fusion

### WOODGRAIN 2

Decor	Sheet Code	SQM Code	Product Description	Finish
Treviso	B0000172	E0000247	Treviso 2750 x 1830 x 25mm PB	Fusion
Arden	B0000165	E0000239	Arden 2750 x 1830 x 25mm PB	Natural Touch
Haven	B0000170	E0000245	Haven 2750 x 1830 x 25mm PB	Fusion

### WOODGRAIN 3

Decor	Sheet Code	SQM Code	Product Description	Finish
Brookhill	B0000167	E0000241	Brookhill 2750 x 1830 x 25mm PB	Fusion
Vardo	B0000175	E0000248	Vardo 2750 x 1830 x 25mm PB	Natural Touch

### PATTERN 1

Decor	Sheet Code	SQM Code	Product Description	Finish
Armari Linen	B0000258	E0000602	Armari Linen 2750 x 1830 x 25mm PB	Fusion
Napoca	B0000171	E0000246	Napoca 2750 x 1830 x 25mm PB	Fusion

**Disclaimer : This range is moving from 25mm to 22mm progressively. Kindly check stocks with sales before placing your order.**



# ORIENTED STRAND BOARD - OSB 3

OSB(Oriented Strand Board) boards are an essential element in construction. They are used as formwork, planking and installation panels or are intentionally used as decorative design element for furniture. OSB boards are rigid boards with a very high bending strength, they are characterised by their high resistance to water vapour diffusion.

Flexible yet strong - Strong, stable and more sustainable, oriented strand board (OSB) is replacing plywood - especially for timber framed houses and in the packaging industry. OSB is used instead of standard silica or plaster-based construction materials.

To produce oriented strand board, timber is sliced into long chips called strands. These are laid in three or four perpendicular layers and bonded using ECO resin. The result is a strong board that resists moisture, giving it a high load capacity.

Flexible yet strong, OSB 3 board is used for many applications.

## Advantages:

- Excellent processing capabilities
- High durability and resistance
- High load-bearing capacity
- High performance material
- Structural strength

## Applications:

- Interior design
- Billboard production
- Exhibitions (displays, stands, kiosks)
- Flooring base
- Framework for upholstered furniture
- Internal load-bearing cladding of walls and ceilings, partitions
- Load-bearing wall sheathing
- Packaging
- Warehouse management (racks, fences, etc.)

OSB 3					18mm
Thickness	Sheet Code	SQM Code	Product Description		Finish
12mm	B0000262	E0000113	OSB3	2440 x 1220 x 12mm OSB	Raw
18mm	B0000188	E0000284	OSB3	2500 x 1250 x 18mm OSB	Raw



wall cladding



furniture framework



packaging



roof sheathing



shop fitouts



exhibition stands

# MDF - MEDIUM DENSITY FIBREBOARD



Take the benefits of solid timber, combine them with the advantages of wood-based manufactured board and you get PG Bison's exceptional SupaWood®.

## How it's made

SupaWood® is made using world-leading technology. Wood chips are ground into fibre and blended with resin, before being bonded together, through heat and pressure, into a premium quality panel product.

## Using SupaWood®

SupaWood® is engineered to be dense, stiff and super flat. It offers excellent structural strength. And having no grain structure means great machinability in any direction. SupaWood® is ideal for creating almost any shape through moulding, routing, turning and edge profiling.

With its homogeneous construction, cutting and profiling will yield smooth edges, free from chips and voids. SupaWood® can be fabricated and installed using most joinery techniques, with standard, well-maintained, woodworking tools yielding excellent results.

SupaWood® has a smooth, fine surface ideal for spray paint and PVC wrap finishes. It can also be stained, varnished or finished with melamine-impregnated décor, high pressure laminates or veneer. SupaWood® is perfect for both domestic and commercial applications. As great as SupaWood® is, it is still not recommended for exterior applications or areas with very high moisture content.

## APPLICATIONS



# MDF - MEDIUM DENSITY FIBREBOARD

Dimensions : 2750mm x 1830mm [9' x 6']



## PLAIN MDF - SUPAWOOD

Thickness	Sheet Code	SQM Code	Product Description		Finish
3mm	B0000049	E0000093	Plain	2750 x 1830 x 03mm MDF	Raw / Plain
6mm	B0000050	E0000094	Plain	2750 x 1830 x 06mm MDF	Raw / plain
9mm	B0000051	E0000095	Plain	2750 x 1830 x 09mm MDF	Raw / Plain
12mm	B0000043	E0000096	Plain	2750 x 1830 x 12mm MDF	Raw / Plain
18mm	B0000045	E0000099	Plain	2750 x 1830 x 18mm MDF	Raw / Plain





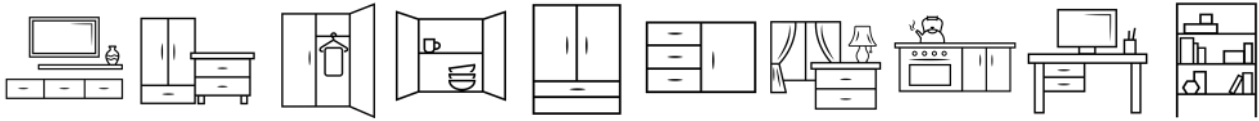


# MDF BACKER - 3mm

The thin MDF lacquered board is an extra thin fibreboard (3mm) with an even surface. It is very flexible and can be widely used thanks to innovative folding technology. Due to the large selection of decorative paint finishes and the use of sustainable materials, it is suitable for use indoors.

## Applications

- Rear panels (shelves, sideboards, wardrobes)
- Drawers



Use the guide on the next page to match to our range of decor.

Disclaimer : Colours may vary, please also refer to an actual sample

## MDF BACKERS - 2750mm X 1830mm (9' x 6')

3mm

### WHITE

Decor	Sheet Code	SQM Code	Product Description	Finish
Super White	B0000017	E0000089	Super White 2750 x 1830 x 03mm MDF	Laquered

## NEW MDF BACKERS - 2800mm X 2090mm (9' x 7')

3mm

### PLAIN 1

Decor	Sheet Code	SQM Code	Product Description	Finish
Alabaster White	B0000242	E0000618	Alabaster White 2800 x 2090 x 03mm MDF	Laquered
Pebble Grey	B0000246	E0000622	Pebble Grey 2800 x 2090 x 03mm MDF	Laquered
Arctic Grey	B0000247	E0000623	Arctic Grey 2800 x 2090 x 03mm MDF	Laquered
Titan Grey	B0000251	E0000627	Titan Grey 2800 x 2090 x 03mm MDF	Laquered
Light Grey	B0000253	E0000629	Light Grey 2800 x 2090 x 03mm MDF	Laquered

### PLAIN 2

Decor	Sheet Code	SQM Code	Product Description	Finish
Lava Grey	B0000243	E0000619	Lava Grey 2800 x 2090 x 03mm MDF	Laquered
Truffle Brown	B0000244	E0000620	Truffle Brown 2800 x 2090 x 03mm MDF	Laquered
Black	B0000248	E0000624	Black 2800 x 2090 x 03mm MDF	Laquered
Brown Terra	B0000249	E0000625	Brown Terra 2800 x 2090 x 03mm MDF	Laquered
Diamond Grey	B0000250	E0000626	Diamond Grey 2800 x 2090 x 03mm MDF	Laquered
Carbon Grey	B0000252	E0000628	Carbon Grey 2800 x 2090 x 03mm MDF	Laquered

### PATTERN 1

Decor	Sheet Code	SQM Code	Product Description	Finish
Grey Linen	B0000254	E0000630	Grey Linen 2800 x 2090 x 03mm MDF	Laquered
Anthracite Linen	B0000255	E0000631	Anthracite Linen 2800 x 2090 x 03mm MDF	Laquered
Biege Linen	B0000256	E0000632	Biege Linen 2800 x 2090 x 03mm MDF	Laquered

# MDF BACKER COLOUR MATCH GUIDE

## NEW MDF BACKERS - COLOUR MATCH GUIDE

### PLAIN 1

Decor	Sheet Code	SQM Code	Matching Boards
Alabaster White	B0000242	E0000618	Capuccino
			Arden
			Brookhill
			Esperanza Oak
			Summer Oak
			Shale Oak
Pebble Grey	B0000246	E0000622	Vardo
			Treviso
			Coimbra
Arctic Grey	B0000247	E0000623	Dunblane Grey
Titan Grey	B0000251	E0000627	Espresso
			Astana
			Anchor Point
			Haven
			Lanza Oak
			Verzasca Oak
Light Grey	B0000253	E0000629	Folkstone Grey
			Black Cherry
			Calais
			Lockeport

### PLAIN 2

Decor	Sheet Code	SQM Code	Matching Boards
Lava Grey	B0000243	E0000619	Cambridge Oak
			Maidenwood
			Napoca
Truffle Brown	B0000244	E0000620	American Walnut
			Camden
			Cannero
			Harvard Cherry
			Monument Oak
Black	B0000248	E0000624	Super Black
			Super Black Linear
Brown Terra	B0000249	E0000625	Cadbury Oak
			African Wenge
Diamond Grey	B0000250	E0000626	Storm Grey
			Stonetown
Carbon Grey	B0000252	E0000628	Kalapana

### PATTERN 1

Decor	Sheet Code	SQM Code	Matching Boards
Grey Linen	B0000254	E0000630	Armari Linen
Anthracite Linen	B0000255	E0000631	
Biege Linen	B0000256	E0000632	

**Disclaimer : This range is being refreshed. Kindly check stocks with sales before placing your order.**

# EDGE BANDING - METRE & ROLL


**FLEXline**  
edge banding

Edge banding is used to cover the exposed sides of materials such as particle board or MDF, giving the appearance of a solid [or more valuable] material.

- Durable against all external damages and hits.
- Aesthetically appealing with its perfect designs and impressive look.
- Diversified with plenty of colours that perfectly match with our particleboards.
- Customized; It is possible to choose from smooth, textured, high gloss and wood grain colours.
- High bonding quality [back primer coating]
- UV resistant [no colour fading]
- Scratch resistant

## Why Use Edging?

- Protects the board
- Stops moisture ingression
- Looks amazing
- Reduces board chipping





# EDGE BANDING - METRE & ROLL

## PVC EDGE BANDING - 0.4mm x 22mm WIDE

### WHITE

Decor	Product Description	LM Product Code	Roll Product Code
Super White	Super White Edging 0.4mm x 22mm	D0000045	D0000181

## PVC EDGE BANDING - 1.0mm x 22mm WIDE

### WHITE

Decor	Product Description	LM Product Code	Roll Product Code
Super White	Super White Edging 1.0mm x 22mm	D0000061	D0000170

### PLAIN

Decor	Product Description	LM Product Code	Roll Product Code
Capuccino	Capuccino Edging 1.0mm x 22mm	D0000065	D0000195
Caraz	Caraz Edging 1.0mm x 22mm	D0000319	D0000326
Congo	Congo Edging 1.0mm x 22mm	D0000125	D0000242
Dunblane Grey	Dunblane Grey Edging 1.0mm x 22mm	D0000320	D0000327
Espresso	Espresso Edging 1.0mm x 22mm	D0000066	D0000196
Folkstone Grey	Folkstone Grey Edging 1.0mm x 22mm	D0000058	D0000189
Kalapana	Kalapana Edging 1.0mm x 22mm	D0000321	D0000328
Petrol Blue	Petrol Blue Edging 1.0mm x 22mm	D0000123	D0000240
Storm Grey	Storm Grey Edging 1.0mm x 22mm	D0000059	D0000190
Super Black	Black Edging 1.0mm x 22mm	D0000056	D0000187
Iceberg White	Iceberg White Edging 1.0mm x 22mm	D0000165	D0000409

### WOODGRAIN

Decor	Product Description	LM Product Code	Roll Product Code
African Wenge	African Wenge Edging 1.0mm x 22mm	D0000063	D0000193
American Walnut	American Walnut Edging 1.0mm x 22mm	D0000054	D0000185
Arden	Arden Edging 1.0mm x 22mm	D0000119	D0000236
Astana	Astana Edging 1.0mm x 22mm	D0000136	D0000253
Black Cherry	Black Cherry Edging 1.0mm x 22mm	D0000055	D0000186
Brookhill	Brookhill Edging 1.0mm x 22mm	D0000109	D0000226
Cadbury Oak	Cadbury Oak Edging 1.0mm x 22mm	D0000083	D0000207
Calais	Calais Edging 1.0mm x 22mm	D0000134	D0000251
Cambridge Oak	Cambridge Oak Edging 1.0mm x 22mm	D0000140	D0000257
Camden	Camden Edging 1.0mm x 22mm	D0000111	D0000228
Cannero	Cannero Edging 1.0mm x 22mm	D0000323	D0000330
Coimbra	Coimbra Edging 1.0mm x 22mm	D0000067	D0000197
Esperanza Oak	Esperanza Oak Edging 1.0mm x 22mm	D0000087	D0000210
Harvard Cherry	Harvard Cherry Edging 1.0mm x 22mm	D0000062	D0000192
Haven	Haven Edging 1.0mm x 22mm	D0000113	D0000230
Lanza Oak	Lanza Oak Edging 1.0mm x 22mm	D0000086	D0000209
Lockeport	Lockeport Edging 1.0mm x 22mm	D0000115	D0000232
Maidenwood	Maidenwood Edging 1.0mm x 22mm	D0000095	D0000217
Monument Oak	Monument Oak Edging 1.0mm x 22mm	D0000082	D0000206
Normandy	Normandy Edging 1.0mm x 22mm	D0000098	D0000219
Shale Oak	Shale Oak Edging 1.0mm x 22mm	D0000064	D0000194
Summer Oak	Summer Oak Edging 1.0mm x 22mm	D0000060	D0000191
Treviso	Treviso Edging 1.0mm x 22mm	D0000138	D0000255
Vardo	Vardo Edging 1.0mm x 22mm	D0000117	D0000234
Verzasca Oak	Verzasca Oak Edging 1.0mm x 22mm	D0000081	D0000205

# EDGE BANDING - METRE & ROLL

## PVC EDGE BANDING - 1.0mm x 22mm WIDE

### PATTERN

Decor	Product Description		LM Product Code	Roll Product Code
Anchor Point	Anchor Point Edging	1.0mm x 22mm	D0000324	D0000331
Armari Linen	Armari Linen Edging	1.0mm x 22mm	D0000127	D0000244
Napoca	Napoca Edging	1.0mm x 22mm	D0000142	D0000259
Stonetown	Stonetown Edging	1.0mm x 22mm	D0000322	D0000329

## PVC EDGE BANDING - 1.0mm x 29mm WIDE

### WHITE

Decor	Product Description		LM Product Code	Roll Product Code
Super White	Super White Edging	1.0mm x 29mm	D0000371	D0000170

### PLAIN

Decor			LM Product Code	Roll Product Code
Capuccino	Capuccino Edging	1.0mm x 29mm	D0000375	D0000419
Caraz	Caraz Edging	1.0mm x 29mm	D0000400	D0000444
Congo	Congo Edging	1.0mm x 29mm	D0000392	D0000436
Dunblane Grey	Dunblane Grey Edging	1.0mm x 29mm	D0000401	D0000445
Espresso	Espresso Edging	1.0mm x 29mm	D0000376	D0000420
Folkstone Grey	Folkstone Grey Edging	1.0mm x 29mm	D0000368	D0000412
Kalapana	Kalapana Edging	1.0mm x 29mm	D0000402	D0000446
Petrol Blue	Petrol Blue Edging	1.0mm x 29mm	D0000391	D0000435
Storm Grey	Storm Grey Edging	1.0mm x 29mm	D0000369	D0000413
Super Black	Black Edging	1.0mm x 29mm	D0000367	D0000411
Iceberg White	Iceberg White Edging	1.0mm x 29mm	D0000366	D0000410

### WOODGRAIN

Decor	Product Description		LM Product Code	Roll Product Code
African Wenge	African Wenge Edging	1.0mm x 29mm	D0000373	D0000417
American Walnut	American Walnut Edging	1.0mm x 29mm	D0000407	D0000451
Arden	Arden Edging	1.0mm x 29mm	D0000390	D0000434
Astana	Astana Edging	1.0mm x 29mm	D0000395	D0000439
Black Cherry	Black Cherry Edging	1.0mm x 29mm	D0000406	D0000450
Brookhill	Brookhill Edging	1.0mm x 29mm	D0000385	D0000429
Cadbury Oak	Cadbury Oak Edging	1.0mm x 29mm	D0000379	D0000423
Calais	Calais Edging	1.0mm x 29mm	D0000394	D0000438
Cambridge Oak	Cambridge Oak Edging	1.0mm x 29mm	D0000397	D0000441
Camden	Camden Edging	1.0mm x 29mm	D0000386	D0000430
Cannero	Cannero Edging	1.0mm x 29mm	D0000404	D0000448
Coimbra	Coimbra Edging	1.0mm x 29mm	D0000377	D0000421
Esperanza Oak	Esperanza Oak Edging	1.0mm x 29mm	D0000382	D0000426
Harvard Cherry	Harvard Cherry Edging	1.0mm x 29mm	D0000372	D0000416
Haven	Haven Edging	1.0mm x 29mm	D0000387	D0000431
Lanza Oak	Lanza Oak Edging	1.0mm x 29mm	D0000381	D0000425
Lockeport	Lockeport Edging	1.0mm x 29mm	D0000388	D0000432
Maidenwood	Maidenwood Edging	1.0mm x 29mm	D0000383	D0000427
Monument Oak	Monument Oak Edging	1.0mm x 29mm	D0000378	D0000422
Normandy	Normandy Edging	1.0mm x 29mm	D0000364	D0000408

# EDGE BANDING - METRE & ROLL

## PVC EDGE BANDING - 1.0mm x 29mm WIDE

### WOODGRAIN

Decor	Product Description	LM Product Code	Roll Product Code
Shale Oak	Shale Oak Edging 1.0mm x 29mm	D0000374	D0000418
Summer Oak	Summer Oak Edging 1.0mm x 29mm	D0000370	D0000414
Treviso	Treviso Edging 1.0mm x 29mm	D0000396	D0000440
Vardo	Vardo Edging 1.0mm x 29mm	D0000389	D0000433
Verzasca Oak	Verzasca Oak Edging 1.0mm x 29mm	D0000380	D0000424

## PVC EDGE BANDING - 1.0mm x 29mm WIDE

### PATTERN

Decor	Product Description	LM Product Code	Roll Product Code
Anchor Point	Anchor Point Edging 1.0mm x 29mm	D0000405	D0000449
Armari Linen	Armari Linen Edging 1.0mm x 29mm	D0000393	D0000437
Napoca	Napoca Edging 1.0mm x 29mm	D0000398	D0000442
Stonetown	Stonetown Edging 1.0mm x 29mm	D0000403	D0000447

## PVC EDGE BANDING - 1.0mm x 50mm WIDE

### WHITE

Decor	Product Description	LM Product Code	Roll Product Code
Super White	Super White Edging 1.0mm x 50mm	D0000153	D0000270

# COVER CAPS

### PLAIN - 16mm Ø

Decor	Product Code	Product Description
Biskra / Caraz / Petrol Blue	A0000698	Screw Cap Caraz / Biskra / Petrol Blue 20 / sheet
Dunblane Grey	A0000697	Screw Cap Dunblane Grey 20 / sheet
Storm Grey / Kalapana	A0000695	Screw Cap Storm Grey / Kalapana 20 / sheet

### WOODGRAIN - 16mm Ø

Decor	Product Code	Product Description
Arden / Esperanza Oak / Shale Oak	A0000699	Screw Cap Shale Oak / Esperanza / Arden 20 / sheet
Brookhill	A0000693	Screw Cap Brookhill 20 / sheet
Camden	A0000700	Screw Cap Camden 20 / sheet
Cannero	A0000691	Screw Cap Cannero 20 / sheet
Lockeport	A0000694	Screw Cap Lockeport 20 / sheet
Vardo	A0000701	Screw Cap Vardo 20 / sheet

### PATTERN - 16mm Ø

Decor	Product Code	Product Description
Anchor Point	A0000690	Screw Cap Anchor Point 20 / sheet
Armari Linen	A0000704	Screw Cap Armari Linen 20 / sheet
Stonetown	A0000692	Screw Cap Calais / Stonetown 20 / sheet



## COVER CAPS

## WHITE - 14mm Ø

Decor	Product Code	Product Description
Super White	D0000013	Screw Cap Super White 50 / sheet

## PLAIN - 14mm Ø

Decor	Product Code	Product Description
Capuccino	D0000017	Screw Cap Capuccino 50 / sheet
Espresso	D0000008	Screw Cap Espresso 50 / sheet
Folkstone Grey	D0000016	Screw Cap Folkstone Grey 50 / sheet
Storm Grey	D0000002	Screw Cap Storm Grey 50 / sheet
Super Black	D0000021	Screw Cap Black 50 / sheet

## WOODGRAIN - 14mm Ø

Decor	Product Code	Product Description
African Wenge	D0000015	Screw Cap African Wenge 50 / sheet
Astana	D0000026	Screw Cap Astana 50 / sheet
Black Cherry	D0000001	Screw Cap Black Cherry 50 / sheet
Cadbury Oak	D0000014	Screw Cap Cadbury Oak 50 / sheet
Calais	D0000024	Screw Cap Calais 50 / sheet
Cambridge Oak	D0000023	Screw Cap Cambridge 50 / sheet
Coimbra	D0000018	Screw Cap Coimbra 50 / sheet
Esperanza Oak	D0000011	Screw Cap Esperanza Oak 50 / sheet
Harvard Cherry	D0000006	Screw Cap Harvard Cherry 50 / sheet
Haven	D0000155	Screw Cap Haven 50 / sheet
Lanza Oak	D0000010	Screw Cap Lanza Oak 50 / sheet
Maidenwood	D0000009	Screw Cap Maidenwood 50 / sheet
Monument Oak	D0000020	Screw Cap Monument Oak 50 / sheet
Normandy	D0000012	Screw Cap Normandy 50 / sheet
Shale Oak	D0000004	Screw Cap Shale Oak 50 / sheet
Summer Oak	D0000007	Screw Cap Summer Oak 50 / sheet
Treviso	D0000025	Screw Cap Treviso 50 / sheet
Verzasca Oak	D0000019	Screw Cap Verzasca Oak 50 / sheet

## PATTERN - 14mm Ø

Decor	Product Code	Product Description
Napoca	D0000022	Screw Cap Napoca 50 / sheet



# WORKTOPS



**Dimension : 3660mm x 600mm x 32mm**


Formica® LifeSeal® Worktops are PG Bison's post-form worktop solution, providing an unbeatable, low-maintenance, durable and dependable work surface that is easy to clean and hygienic too. With its closed surface, simply wiping it down with a damp cloth is enough to free it of stains and leave it hygienically clean as kitchens should be.

## How it's made

Formica® LifeSeal® Worktops combine the strength of BisonBord® with the durability of Formica® HPL, giving you wear, scuff, impact, stain and moisture resistance, so they're ideal for kitchens and hospital applications.

The LifeSeal® strip prevents water from trickling under the worktop and penetrating the BisonBord® core, so your top will not swell, keeping your decorative surface solution functioning and looking fantastic for years to come.

PG Bison's Formica® LifeSeal® Worktops are on trend with international styles with their modern, tight radius and choice of stylish designs in either a texture or gloss finish. And without the hefty price tag.



**Disclaimer : This range is being phased out progressively. Kindly check stocks with sales before placing your order.**

## KITCHEN WORKTOPS - SQUARE PROFILE - FORMICA LIFESEAL WORKTOPS

Decor	Product Code	Product Description	Finish
Carina	B0000128	Carina Gloss 3660 x 600 x 32mm TOP	Gloss
Catalan	B0000127	Catalan Gloss 3660 x 600 x 32mm TOP	Gloss
Cygnus	B0000233	Cygnus 3660 x 600 x 32mm TOP	Gloss
Downtown	B0000132	Downtown 3660 x 600 x 32mm TOP	Texture
Kinloch	B0000237	Kinloch 3660 x 600 x 32mm TOP	Texture
Marron	B0000129	Marron Gloss 3660 x 600 x 32mm TOP	Gloss
Mocha Granite	B0000126	Mocha Granite 3660 x 600 x 32mm TOP	Gloss
Moreno	B0000234	Moreno 3660 x 600 x 32mm TOP	Gloss
Rosetta	B0000236	Rosetta 3660 x 600 x 32mm TOP	Gloss
Torra	B0000238	Torra 3660 x 600 x 32mm TOP	Texture
Verster Granite	B0000124	Verster Granite 3660 x 600 x 32mm TOP	Texture
White	B0000235	White 3660 x 600 x 32mm TOP	Texture
Woodland Fusion	B0000122	Woodland Fusion 3660 x 600 x 32mm TOP	Texture

## CONNECTORS

Product Code	Product Description	More Info
A0000148	Worktop T Joint Connector	High quality material for use on 32mm worktops
A0000149	Worktop Corner Joint Connector	




# ZENOLITE

**Dimensions: 2440 x 1220 x 4mm**

Zenolite is a next generation high gloss wall panel. It is made from 2 layers of acrylic, co-extruded into a single sheet. The high gloss panels are

- Lightweight and easy to handle. They can be installed rapidly over new or existing wall finishes. It can also be cold bent to form gentle curves.
- Zenolite can be fabricated on-site with standard woodworking tools, and installs using double sided tape and neutral cure silicone.
- Zenolite surfaces will not harbour mold or bacteria, therefore making it easy to clean using just warm soapy water and a microfibre cloth.

**Ideal for kitchen backsplash, bathrooms & general decorative wall cladding.**



Disclaimer : Colours may vary, please also refer to an actual sample





## HIGH GLOSS DECORATIVE PANELS

Decor	Code - Sheet	Code - SQM	Product Description	
Arctic	I0000001	E0000585	Arctic	2440 x 1220 x 4mm Zenolite
Blue Atoll	I0000002	E0000591	Blue Atoll	2440 x 1220 x 4mm Zenolite
Carbon	I0000003	E0000587	Carbon	2440 x 1220 x 4mm Zenolite
Glacier	I0000004	E0000590	Glacier	2440 x 1220 x 4mm Zenolite
Machiato	I0000005	E0000589	Machiato	2440 x 1220 x 4mm Zenolite
Rouge	I0000006	E0000586	Rouge	2440 x 1220 x 4mm Zenolite
Sago	I0000007	E0000588	Sago	2440 x 1220 x 4mm Zenolite








ACCESSORIES	Product Code	Product Description	More Info
	A0000656	Anodized External Corner Profile 4mm x 2500mm Znex	This smart corner profile connects two Zenolite panels in an external corner construction.
	A0000657	Anodized Internal Corner Profile 4mm x 2500mm Znex	The internal corner profile which connects two Zenolite panels in an internal corner construction.
	A0000658	Anodized Joint Profile 4mm x 2500mm Znex	The joining strip is used on the back of the panel to connect two Zenolite panels. It is smart and extremely simple as it provides a clean and seamless connection between two panels.
	A0000659	Anodized Edge Cap Profile 4mm x 2500mm Znex	Our sleek and minimalistic L shaped profile helps to cover the exposed edges of Zenolite Panel to give your kitchen a perfect and professional looking finish.

# DEEP TEXTURE

Sold per SQ MTR Only

The **MOSAICO** texture is a composition of square tiles whose irregular appearance is given by different levels of depth and width.

**PRIMO FIORE** is a texture inspired by the weave of leather. It's softness and 'silkeness' makes it particularly fascinating, both emotionally and aesthetically.



Disclaimer : Colours may vary, please also refer to an actual sample

**Disclaimer : The marked boards are being phased out progressively. Kindly check stocks with sales before placing your order.**

## APPLICATIONS



### MOSAICO

Decor	Product Code	Product Description
Metal	E0000535	18 PB Metal Mosaico
Nero	E0000534	18 PB Nero Mosaico
Rosso	E0000533	18 PB Rosso Mosaico
Total White	E0000532	18 PB Total White Mosaico

### PRIMO FIORE

Decor	Product Code	Product Description
Arena	E0000539	18 PB Arena Primofiore
Arzignano	E0000536	18 PB Arzignano Primofiore
Grigio	E0000538	18 PB Grigio Primofiore
Maya Bronze	E0000537	18 PB Maya Bronze Primofiore

# SUPAMATT

Sold per SQ MTR Only

MELAWOOD  
**SUPAMATT**

PG Bison brings the latest in world trends to your doorstep with MelaWood® SupaMatt™.

MelaWood® SupaMatt™ has a soft, silky-smooth and sophisticated finish, adding a sense of elegance to any setting. This luxurious ultra-matt experience is for use in vertical applications only.

Although matt surfaces can be prone to showing fingerprints, MelaWood® SupaMatt™ incorporates leading technology to reduce the visibility of such fingerprints under normal, day-to-day conditions.

## How it's made

Sophisticated technology is used to produce MelaWood® SupaMatt™. A hot coated polyurethane (PUR) is applied to MelaWood® with a SupaWood® core, before the uppermost coating is matted using the latest technology, specialised Excimer lamps and cured with ultraviolet (UV) light.

MelaWood® SupaMatt™ is supplied with a protective film to shield the matt face during handling and processing, so your finished product can arrive on site looking as good as you intended. The reverse side is a matching décor in NATURAL TOUCH finish.

For that luxurious touch and exclusive look, MelaWood® SupaMatt™ is your premium matt surface.

## APPLICATIONS



SUPA MATT		
Decor	Product Code	Product Description
<b>WHITE</b>		
Iceberg White	E0000573	18 SMT MDF Iceberg White
<b>PLAIN</b>		
Kalapana	E0000565	18 SMT MDF Kalapana
Congo	E000066	18 SMT MDF Congo
Petrol Blue	E0000567	18 SMT MDF Petrol Blue
Storm Grey	E0000568	18 SMT MDF Storm Grey
Super Black	E0000569	18 SMT MDF Super Black
Caraz	E0000570	18 SMT MDF Caraz
Dunblane Grey	E0000584	18 SMT MDF Dunblane Grey
<b>STONES</b>		
Azzano	E0000571	18 SMT MDF Azzano
Caldera	E0000572	18 SMT MDF Caldera

# SUPA GLOSS

Sold per SQ MTR Only

MELAWOOD  
SUPAGLOSS

Making use of state-of-the-art, patented technologies, MelaWood® SupaGloss™ gives you a high-end, desirable, and hard-wearing gloss decorative finish.

## How it's made


Hot coated polyurethane (PUR) is applied to MelaWood® with a SupaWood® core and then cured using ultraviolet (UV) light, producing a durable, high gloss surface with good wear and scratch resistance.

This technology also gives MelaWood® SupaGloss™ its consistent stability and visual depth. You can work in confidence knowing your finished product will look superb.

Manufactured by PG Bison, to international standards, MelaWood® SupaGloss™ gives you the assurance of a dependable, readily available product, consistent in colour and surface finish. You never have to worry about one batch of board not matching the next or the possibility of discolouration.

With matching decor in a PEEN finish on the reverse side, MelaWood® SupaGloss™ is supplied with a protective film to shield the gloss face during handling and processing, so your finished product can arrive on site looking as good as you intended.

## APPLICATIONS



**Disclaimer :** The marked boards are being phased out progressively. Kindly check stocks with sales before placing your order.

MELAWOOD  
SUPAGLOSS



# SUPA GLOSS

Sold per SQ MTR Only

MELAWOOD  
SUPAGLOSS

## 18mm UV HIGH GLOSS COLOUR RANGE

Decor	Product Code	Product Description
<b>WHITE</b>		
Iceberg White	E0000057	18 SG MDF Iceberg White
<b>PLAIN</b>		
Super Black	E0000047	18 SG MDF Super Black
Lime Green	E0000049	18 SG MDF Lime Green
Storm Grey	E0000050	18 SG MDF Storm Grey
Folkstone Grey	E0000051	18 SG MDF Folkstone Grey
Congo	E0000053	18 SG MDF Congo
Petrol Blue	E0000054	18 SG MDF Petrol Blue
Capuccino	E0000055	18 SG MDF Capuccino
Espresso	E0000056	18 SG MDF Espresso
Candy Red	E0000058	18 SG MDF Candy Red
Kalapana	E0000051	18 SG MDF Kalapana
Dunblane Grey	E0000052	18 SG MDF Dunblane Grey
Caraz	E0000053	18 SG MDF Caraz
Biskra	E0000054	18 SG MDF Biskra
<b>STONES &amp; WOODGRAINS</b>		
Coimbra	E0000048	18 SG MDF Coimbra
American Walnut	E0000052	18 SG MDF American Walnut
Astana	E0000047	18 SG MDF Astana
Calais	E0000048	18 SG MDF Calais
Caldera	E0000049	18 SG MDF Caldera
Cambridge Oak	E0000050	18 SG MDF Cambridge Oak
Napoca	E0000055	18 SG MDF Napoca
Treviso	E0000056	18 SG MDF Treviso
Azzano	E0000057	18 SG MDF Azzano



# PVC FOIL WRAP

Sold per SQ MTR Only

**PRESSFORM**  
3D laminated mdf

Decorative surfacing films designed for lamination to MDF that has been CNC machine routed and profiled using a thermoforming process.

The film can laminate a panel which has a 3D design on the face and at the same time laminate all 4 sides of the part, eliminating the need for edge banding.

Our Pressform 3D laminate MDF panels applications include kitchen, vanity & wardrobe door frontals, wall panelling, internal doors and furniture components.

With their limitless possibilities they also offer innovative solutions for retail interiors, hospitality and office space.

The decorative films used in the production process have excellent mechanical resistance, light fastness, and stain resistance. The materials have outstanding dimensional stability and are resistant to temperatures commonly found in kitchen environments. The surface of the film is coated with a scratch-resistant lacquer that protects the material in use and helps withstand wear and tear.

## Advantages:

- stain resistance
- resistant to temperatures commonly found in kitchen environments
- limitless 3-dimensional surface patterns & colours
- latest vacuum/membrane & thermoforming press technology
- high precision CNC routing
- high quality German films
- superior bonding & surface quality

## APPLICATIONS



## AVAILABLE DESIGNS



gable



regal



linea



9 square



double colony



nordic



euro square



colony



liberty



quartz



galleria



euro cottage



flat shaker



square line



duo line



ethnic

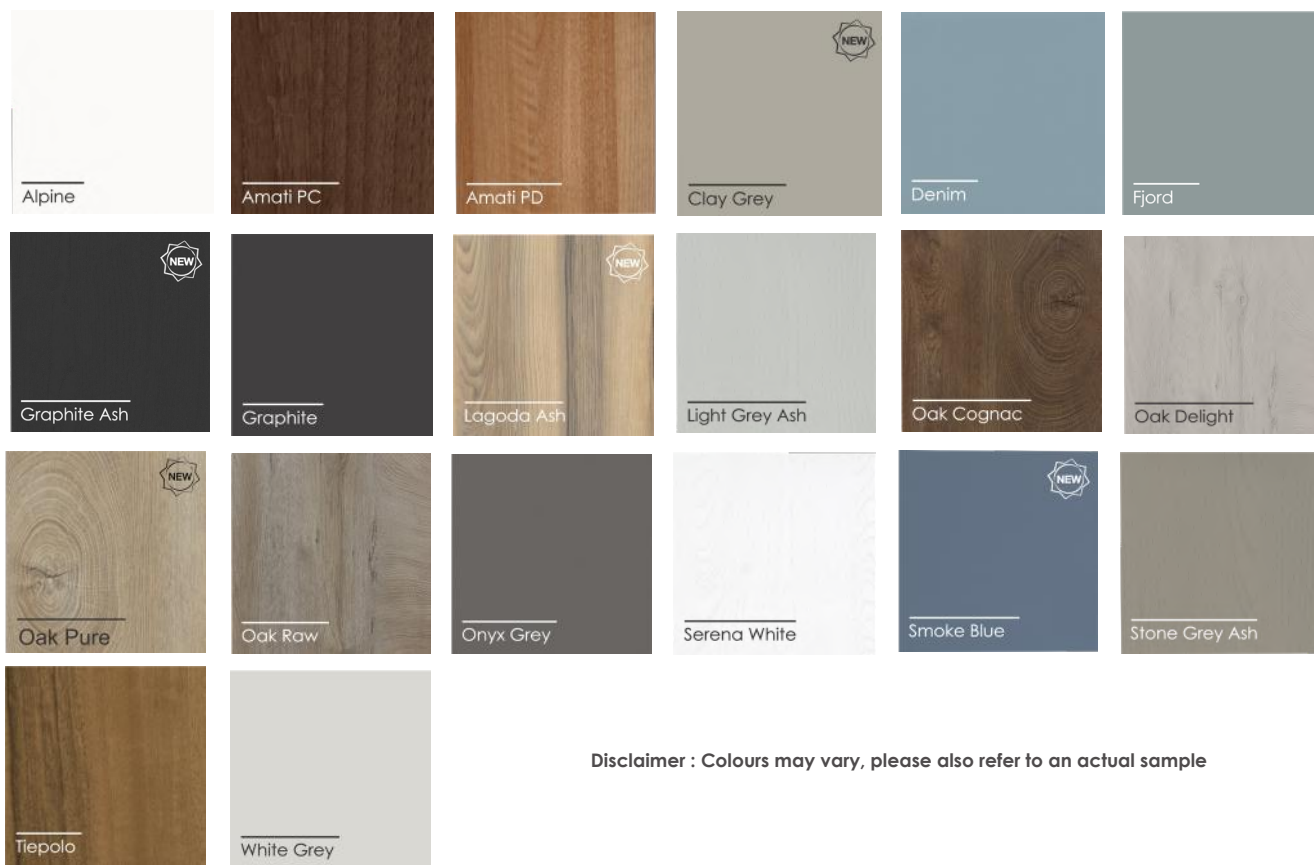


momo

# PVC FOIL WRAP

Sold per SQ MTR Only

PRESS **FORM**  
3D laminated mdf



Disclaimer : Colours may vary, please also refer to an actual sample

## 18mm PVC FOIL WRAP

Decor	Product Code	Product Description
<b>PLAIN</b>		
Alpine	E0000010	Alpine Wrp
White Grey	E0000011	White Grey Wrp
Fjord	E0000015	Fjord Wrp
Denim	E0000016	Denim Wrp
Graphite	E0000017	Graphite Wrp
Clay Grey	E0000579	Clay Grey Wrp
Smoke Blue	E0000580	Smoke Blue Wrp
<b>PLAIN ASH</b>		
Light Grey Ash	E0000008	Light Grey Ash Wrp
Stone Grey Ash	E0000009	Stone Grey Ash Wrp
Onyx Grey	E0000014	Onyx Grey Wrp
Serena White	E0000019	Serena Oak White Wrp
Graphite Ash	E0000583	Graphite Ash Wrp
<b>WOODGRAIN</b>		
Amati PD	E0000001	Amati PD Wrp
Tiepolo	E0000002	Tiepolo Wrp
Amati PC	E0000003	Amati PC Wrp
Lagoda Ash	E0000581	Lagoda Ash Wrp
Oak Cognac	E0000018	Oak Cognac Wrp
Oak Raw	E0000020	Oak Raw Wrp
Oak Delight	E0000021	Oak Delight Wrp
Oak Pure	E0000578	Oak Pure Wrp







# BLUM

## HINGES



There are many reasons to choose hinges from Blum

- High quality
- Durability
- Easy assembly and removal due to CLIP technology
- Comprehensive programme that offers the right solution for any application
- Variety of special solutions
- Attractive design

HINGES	Product Code	Product Description	More Info
	A0000278	Clip Top Blumotion 110 Hinge Kit	The hinge has 110° opening angle and delivers an easy slide-on front to cabinet assembly. Its 3-dimensional adjustment feature guarantees perfect gap alignment. And an integrated pull-out stop ensures that doors are held in place.
	A0000279	Clip Top 110 Hinge Kit	The CLIP mechanism - proven a million times over. Fronts can be attached and removed quickly and without tools.  Easy, infinitely variable three-dimensional adjustment with spiral screw for depth adjustment.
	A0000304	Clip Top Blumotion Dual Application 110 Hinge Kit	Dual Application Hinge is used where two cabinet doors meet in the middle of a carcass. CLIP top BLUMOTION combines innovative technology, award-winning design and top quality motion within the smallest space, for soft-close BLUMOTION has been seamlessly integrated into the boss.
	A0000287	Clip Top 155 Hinge With Integrated Blumotion Kit	The new wide angle 0-protrusion hinge has been designed so that soft-close BLUMOTION can be integrated in the hinge without changing its dimensions. The BLUMOTION has a deactivation option. Used for overlay applications (for cabinets with inner pull outs or pull out shelves)
	A0000296	Clip Top Blumotion Blind Corner 95 Hinge Overlay Kit	The hinge has 95° opening angle The hinge delivers easy slide-on front to cabinet assembly.
	A0000297	Clip Top Blumotion Blind Corner 95 Hinge Inset Kit	Inset Application Hinge is used when cabinet doors are set into the cabinet frame and fit flush with the face of the cabinet when closed. The hinge has 95° opening angle
	A0000630	Modul Inset Application Hinge Kit	Inset Application Hinge is used when cabinet doors are set into the cabinet frame and fit flush with the face of the cabinet when closed. The hinge delivers easy slide-on front to cabinet assembly.
	A0000631	Modul Dual Application Hinge Kit	Dual Application Hinge is used where two cabinet doors meet in the middle of a carcass The hinge delivers easy slide-on front to cabinet assembly.





AVENTOS lift system provides ease of use in the wall cabinet. Even wide lift systems open with ease, remain in any desired position and thanks to BLUMOTION - close effortlessly and silently.

The Lift Systems have;


- BLUMOTION - silent and effortless closing action
- Quick, easy assembly and removal due to CLIP technology
- Easy, 3-Dimensional front adjustment
- Perfectly balanced - fronts remain in any desired position
- No protruding parts
- Optimised ergonomic handle position
- SERVO-DRIVE - Electrical motion support system for wall cabinets

LIFT SYSTEMS	Product Code	Product Description	More Info
	A0000495	Aventos HF Bifold System PF 5350 - 10150 Orion Grey Kit	<p>The AVENTOS HF bi-fold lift is the ideal solution for high and mid wall units. Even large fronts fold up and out of the way, giving users great freedom of movement. So much so that wall cabinets can be left open during cooking.</p> <p>Thanks to soft-close BLUMOTION, furniture closes softly and effortlessly no matter how hard you slam fronts, doors or pull-outs or how heavy they are.</p>
	A0000300	Aventos HF Bifold System PF 2600 - 5500 Orion Grey Kit	
	A0000347	Aventos HF Bifold System PF 5350 - 10150 Servo Drive Kit	<p>The AVENTOS HF bi-fold lift is the ideal solution for high and mid wall units. Even large fronts fold up and out of the way, giving users great freedom of movement. So much so that wall cabinets can be left open during cooking.</p> <p>Servo Drive motion technology delivers supreme opening ease. A single touch suffices and lift systems, pull-outs and fridge/freezers seem to open by themselves. They close again softly and effortlessly with soft-close BLUMOTION.</p>
	A0000679	Aventos HF Bifold System PF 2600 - 5500 Servo Drive Kit	
	A0000348	Transformer Drive Kit	Supplies power to the SERVO-DRIVE units
	A0000496	Aventos HK Top Lift Stay Orion Grey Kit	<p>AVENTOS HK top blends discreetly into tall units and wall cabinets. The stay lift has already won several awards for its minimalist design. AVENTOS HK top boasts many integrated features (such as a safety mechanism and opening angle stop) which greatly facilitate assembly and installation. What's more, even large and heavy fronts open and close with ultimate ease.</p>

# BLUM

## LIFT SYSTEMS



LIFT SYSTEMS	Product Code	Product Description	More Info
	A0000293	Aventos Blumotion HK-XS Lift PF1301 Kit	<p>AVENTOS HK-XS provides enormous scope for the design of tall units and wall cabinets. Even cabinets with little depth are now possible. The solution has a symmetrical lift mechanism. For small and light fronts, use a single lift mechanism on one side of the cabinet. For larger and heavier fronts, attach a lift mechanism to both sides.</p> <p>For wooden fronts and fronts with wide or narrow aluminium frames.</p> <p>BLUMOTION gives you soft and effortless closing. And handle-less fronts open with ease with the TIP-ON mechanical system.</p>
	A0000294	Aventos Blumotion HK-XS Lift PF1501 Kit	

# BLUM



## DRAWER SYSTEMS



**Blum Drawer Systems** can be used in all areas of the house, they add value to furniture through extreme ease of use.

They are available in




- **BLUMOTION** - silent and effortless closing action
- **TIP-ON - BLUMOTION** - mechanical opening support, combined with BLUMOTION



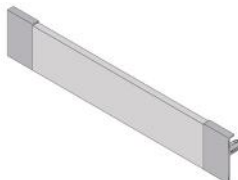
DRAWER SYSTEM - TANDEM	Product Code	Product Description	More Info
 	A0000571	Tandem Blumotion Single Extension for 18mm 500 mm Kit	<p>The concealed runner system for wooden drawers has a feather-light glide and brings enhanced user convenience to the entire home.</p> <p>The versatile TANDEM range has the right solution for every item of furniture.</p> <p>TANDEM's locking device makes drawer insertion and removal child's play. The locking device also serves to secure the drawer box to the runner.</p> <p>Available in BLUMOTION for silent and effortless closing action.</p>
	A0000572	Tandem Blumotion Single Extension for 18mm 450 mm Kit	
	A0000573	Tandem Blumotion Single Extension for 18mm 350 mm Kit	
	A0000574	Tandem Blumotion Single Extension for 18mm 270 mm Kit	

# BLUM

## DRAWER SYSTEMS





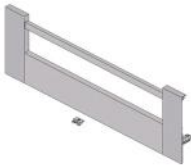

DRAWER SYSTEM - MOVENTO	Product Code	Product Description	More Info
  	A0000281	Movento Blumotion Full Extension 500mm Kit	<p>Concealed full extension that gives you easy access to the very back of drawers so that everything is immediately to hand.</p> <p>Includes intergrated BLUMOTION S for silent and effortles closing.</p>
	A0000290	Movento Blumotion Full Extension 400mm Kit	<p>Synchronised feather - light glide BLUMATIC self closing feature</p> <p>Tool free side, height and tilt adjustment</p> <p>Built in width and depth tolerance compensa- tion.</p>
	A0000299	Movento Tip-On Blumotion Full Extension 500mm Kit	<p>Concealed full extension that gives you easy access to the very back of drawers so that everything is immediately to hand.</p> <p>Includes intergrated BLUMOTION S that is combned with TIP-ON BLUMOTION for silent and effortles closing and handle free cabnests - Opens with just a light touch.</p>
	A0000298	Movento Tip-On Blumotion Full Extension 400mm Kit	<p>Synchronised feather - light glide BLUMATIC self closing feature</p> <p>Tool free side, height and tilt adjustment Built in width and depth tolerance compensation.</p>



DRAWER SYSTEM - TANDEMBOX - M	Product Code	Product Description	
	A0000446	Tandembox Antaro Drawer M Orion Grey 500mm Kit	<p>Concealed, guided full extension - unsurpassed running action - for the lifetime of the furniture. Tool free front assembly Two dimensional front adjustment in the drawer side Includes intergrated BLUMOTION for silent and effortles closing and handle free cabinets</p>
	A0000488	Tandembox Antaro Tip On Blumotion Drawer M Orion Grey 500mm Kit	<p>Concealed, guided full extension - unsurpassed running action - for the lifetime of the furniture. Tool free front assembly Two dimensional front adjustment in the drawer side Includes intergrated BLUMOTION that is combned with TIP-ON BLUMOTION for silent and effortles closing and handle free cabnests - Opens with just a light touch.</p>
	A0000447	Tandembox Antaro Inner Draw- er M Orion Grey 500mm Kit	<p>Concealed, guided full extension - unsurpassed running action - for the lifetime of the furniture. Tool free front assembly Two dimensional front adjustment in the drawer side Includes intergrated BLUMOTION for silent and effortles closing and handle free cabinets</p>
	A0000384	Tandembox Front Section For Inner Drawer CW 1200mm Orion Grey	Solid front part of inner pull out drawers.

# BLUM

## DRAWER SYSTEMS



DRAWER SYSTEM - TANDEMBOX - D	Product Code	Product Description	More Info
	A0000449	Tandembox Antaro High Fronted Pull Out Gallery D 500mm Kit	Concealed, guided full extension - unsurpassed running action - for the lifetime of the furniture. Tool free front assembly Two dimensional front adjustment in the drawer side Includes intergrated BLUMOTION for silent and effortles closing and handle free cabinets
	A0000490	Tandembox Antaro Tip on Blumotion Drawer D Orion Grey 500mm Kit	Concealed, guided full extension - unsurpassed running action - for the lifetime of the furniture. Tool free front assembly Two dimensional front adjustment in the drawer side Includes intergrated BLUMOTION that is combnd with TIP-ON BLUMOTION for silent and effortles closing and handle free cabinets - Opens with just a light touch.
	A0000450	Tandembox Antaro Inner Drawer D Orion Grey 500mm Kit	Concealed, guided full extension - unsurpassed running action - for the lifetime of the furniture. Tool free front assembly Two dimensional front adjustment in the drawer side Includes intergrated BLUMOTION for silent and effortles closing and handle free cabinets
	A0000384	Tandembox Front Section For Inner Drawer CW 1200mm Orion Grey	Solid front part of inner pull out drawers.
	A0000393	Tandembox Cross Gallery For Inner Pull Out CW 1200mm Orion Grey	Narrow gallery rail used in in inner pull out drawers
	A0000494	Tandembox Connector For Glass Gallery D Kit	Special hardware that hold the glass gallery into place on the TANDEMBOX drawer sides.

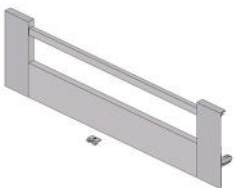
DRAWER SYSTEM - TANDEMBOX - C	Product Code	Product Description	More Info
	A0000448	Tandembox Antaro High Fronted Pull Out Gallery C 500mm Kit	Concealed, guided full extension - unsurpassed running action - for the lifetime of the furniture. Tool free front assembly Two dimensional front adjustment in the drawer side Includes intergrated BLUMOTION for silent and effortles closing and handle free cabinets
	A0000489	Tandembox Antaro Tip on Blumotion Drawer C Orion Grey 500mm Kit	Concealed, guided full extension - unsurpassed running action - for the lifetime of the furniture. Tool free front assembly Two dimensional front adjustment in the drawer side Includes intergrated BLUMOTION that is combnd with TIP-ON BLUMOTION for silent and effortles closing and handle free cabinets - Opens with just a light touch.
	A0000451	Tandembox Antaro Inner Pull Out Gallery C 500mm Kit	Concealed, guided full extension - unsurpassed running action - for the lifetime of the furniture. Tool free front assembly Two dimensional front adjustment in the drawer side Includes intergrated BLUMOTION for silent and effortles closing and handle free cabinets





# BLUM

## DRAWER SYSTEMS



DRAWER SYSTEM - TANDEMBOX - C	Product Code	Product Description	More Info
	A0000384	Tandembox Front Section For Inner Drawer CW 1200mm Orion Grey	Solid front part of inner pull out drawers.
	A0000393	Tandembox Cross Gallery For Inner Pull Out CW 1200mm Orion Grey	Narrow gallery rail used in in inner pull out drawers




DRAWER SYSTEM - LEGRABOX - M	Product Code	Product Description	More Info
	A0000435	Legrabox Drawer M 500mm Kit	Slim steel drawer side - 12.8mm with straight interior and exterior Synchronised feather light glide Tool free front assembly Three dimensional front adjustment in the drawer side Includes intergrated BLUMOTION S for silent and effortles closing and handle free cabinets
	A0000497	Legrabox Tip On Blumotion Drawer M 500mm Kit	Slim steel drawer side - 12.8mm with straight interior and exterior Synchronised feather light glide Tool free front assembly Three dimensional front adjustment in the drawer side Includes intergrated BLUMOTION S that is combnd with TIP-ON BLUMOTION for silent and effortles closing and handle free cabinets - Opens with just a light touch.
	A0000436	Legrabox Inner Drawer M 500mm Kit	Inner drawer with solid front piece. Slim steel drawer side - 12.8mm with straight interior and exterior Synchronised feather light glide Tool free front assembly Three dimensional front adjustment in the drawer side Includes intergrated BLUMOTION S for silent and effortles closing and handle free cabinets
	A0000407	Legrabox Front Section For Inner Draw CW 1200mm Orion Grey	Solid front part of inner pull out drawers.

DRAWER SYSTEM - LEGRABOX - F	Product Code	Product Description	More Info
	A0000440	Legrabox High Fronted Pull Out Drawer F 500mm Kit	Slim steel drawer side - 12.8mm with straight interior and exterior Synchronised feather light glide Tool free front assembly Three dimensional front adjustment in the drawer side Includes intergrated BLUMOTION S for silent and effortles closing and handle free cabinets
	A0000499	Legrabox Tip On Blumotion High Fronted Pull Out Drawer F 500mm Kit	Slim steel drawer side - 12.8mm with straight interior and exterior Synchronised feather light glide Tool free front assembly Three dimensional front adjustment in the drawer side Includes intergrated BLUMOTION S that is combnd with TIP-ON BLUMOTION for silent and effortles closing and handle free cabinets - Opens with just a light touch.












# BLUM








## DRAWER SYSTEMS



DRAWER SYSTEM - LEGRABOX - C	Product Code	Product Description	More Info
	A0000437	Legrabox High Fronted Pull Out Drawer C 500mm Kit	Slim steel drawer side - 12.8mm with straight interior and exterior Synchronised feather light glide Tool free front assembly Three dimensional front adjustment in the drawer side Includes intergrated BLUMOTION S for silent and effortles closing and handle free cabinets
	A0000498	Legrabox Tip On Blumotion High Fronted Pull Out Drawer C 500mm Kit	Slim steel drawer side - 12.8mm with straight interior and exterior Synchronised feather light glide Tool free front assembly Three dimensional front adjustment in the drawer side Includes intergrated BLUMOTION S that is combined with TIP-ON BLUMOTION for silent and effortles closing and handle free cabinets - Opens with just a light touch.
	A0000438	Legrabox Inner Pull Out Gallery C 500mm Kit	Inner drawer with a solid front piece and cross gallery Slim steel drawer side - 12.8mm with straight interior and exterior Synchronised feather light glide Tool free front assembly Three dimensional front adjustment in the drawer side Includes intergrated BLUMOTION S for silent and effortles closing and handle free cabinets
	A0000407	Legrabox Front Section For Inner Drawer CW 1200mm orion Grey	Solid front part of inner pull out drawers.
	A0000412	Legrabox Gallery CW 1200mm Orion Grey	Narrow gallery rail used in inner pull out drawers
	A0000439	Legrabox Inner Pull Out Gallery C With Glass Sides 500mm Kit	Inner drawer with glass sides Slim steel drawer side - 12.8mm with straight interior and exterior Synchronised feather light glide Tool free front assembly Three dimensional front adjustment in the drawer side Includes intergrated BLUMOTION S for silent and effortles closing and handle free cabinets
	A0000407	Legrabox Front Section For Inner Drawer CW 1200mm orion Grey	Solid front part of inner pull out drawers.
	A0000412	Legrabox Gallery CW 1200mm Orion Grey	Narrow gallery rail used in inner pull out drawers



ACCESSORIES	Product Code	Product Description	More Info
	A0000364	Tip-On For Doors Long With Bumper Kit	Handle-less fronts open at a single touch with the TIP-ON mechanical opening system by Blum. To close, simply press shut. TIP-ON is combined with the tried and tested unsprung CLIP top hinge to deliver top quality motion to doors. Can be drilled inside the cabinet or in combination with adapter plates
	A0000416	Ambia Line 300mm Cutlery Insert 6 Compartments	Cutlery insert that ensures order and a good overview. The insert has 6 large compartments and offers plenty of storage space. Has a modern design that seamlessly fits into your kitchen ambience. Available in Orion grey colour and comes with a softtouch surface
	A0000417	Ambia Line Frame NL-500mm W-100mm	Practical for kitchen applications and in other areas of the home. Elegant slim design suitable for LEGRABOX drawers and inner pull outs, Height M. Can be put in any position and offers secure location. Frames are available in 50mm height.
	A0000418	Ambia Line Frame NL-500mm W-200mm	
	A0000419	Ambia Line 100mm Cross Divider	Extra partition that is used together with the Ambia Line Frame NL=500mm W=100mm (A0000417) to create more compartments
	A0000420	Ambia Line 200mm Cross Divider	Extra partition that is used together with the Ambia Line Frame NL=500mm W=200mm (A0000418) to create more compartments
	A0000421	Ambia Line Frame For High Fronted Pull Out NL-400mm W-218mm	Practical for kitchen applications and in other areas of the home. Elegant slim design suitable for LEGRABOX drawers and inner pull outs, Height C and F. Can be put in any position and offers secure location. Frames are available in 110mm height.
	A0000422	Ambia Line Cross Divider For High Fronted Pull Out	Extra partition that is used together with the Ambia Line Frame High Fronted Pull Out NL=400mm W=218mm (A0000421) to create more compartments
	A0000423	Ambia Line Bottle Set	Practical for kitchen applications and in other areas of the home. Elegant slim design suitable for LEGRABOX drawers and inner pull outs, Height C and F. Can be put in any position and offers secure location. Installation height is 140mm (drawer frame with bottle set)
	A0000424	Blum Plate Holder	Safe accommodation of up to 12 plates. Removable. Can be infinitely adjusted to suit different plate size (186mm - 322mm). Suitable for LEGRABOX high fronted pull out and inner pull out height C and F
	A0000425	Ambia Line Spice Holder	Organised storage of spice packets of different sizes. Suitable for LEGRABOX high fronted pull out and inner pull out height C and F. Can be used together with AMBIA-LINE high fronted pull out frame (A0000421)

ASSEMBLY DEVICES	Product Code	Product Description	More Info	Assembly Possibilities
	A0000229	Universal Rod Template	Template for pre-drilling the fixing positions for cabinet profiles, lift mechanisms, mounting and adapter plates. The template can be used with assembled and unassembled cabinets. Setting the height and depth positions using the calibrations. Suitable for overlay and inset applications.	AVENTOS, CLIP top BUMOTION, CLIP top, MODUL, LEGRABOX, TANDEMBOX antaro, MOVENTO, TANDEM
	A0000230	Drilling Template For Blumotion / Tip-On	Template for drilling the side fixing positions for BLUMOTION for doors handle side, hinge side as well as for TIP-ON	AVENTOS HK-Top, AVENTOS HK-XS, CLIP top
	A0000231	Ecodrill Vertical Drilling	Simple hand held tool to drill accurate hole patterns for Blum hinges. Driven by a hand drill. Variable drilling distance (2mm-8mm)	AVENTOS HF, AVENTOS HK-XS, CLIP top BUMOTION, CLIP top, MODUL,
	A0000232	Drilling Template For Tandem / Movento	Template for drilling the runner hook positions. Pre-drilling the MOVENTO/ TANDEM locking device fixing positions.	MOVENTO, TANDEM
	A0000233	Universal Drilling Template	Template for marking or pre-drilling the fixing positions of front fixing including gallery, drawer box and base as well as AVENTOS front fixing	AVENTOS, LEGRABOX, TANDEMBOX antaro, MOVENTO, TANDEM
	A0000235	Drilling Template For Hinge Systems	Template for the transfer of measurements for hinge and mounting plate fixing positions. Template for the transfer of measurements from door to cabinets and from cabinet to doors. Drilling template can be used with assembled and unassembled cabinets. Adjustable stop for for various front overlays, the calibrations makes it easy to set the template.	AVENTOS HF, AVENTOS HK-XS, CLIP top BUMOTION, CLIP top, MODUL,
	A0000236	Universal Single Template	Template for pre-drilling the fixing positions for the cabinet profiles, lift mechanisms, mounting and adapter plates. Template can be used with assembled and unassembled cabinets. Suitable for overlay and inset applications.	AVENTOS, CLIP top BUMOTION, CLIP top, MODUL, LEGRABOX, TANDEMBOX antaro, MOVENTO, TANDEM





## Blum Hardware Care Guide

*"Quality throughout your product's life"*




Blum's goal has been to develop products that guarantee problem-free function throughout their lifespan. To demonstrate their commitment to this, Blum tests their hinges to two thousand opening and closing cycles, their runners and pull-out systems are tested one hundred thousand times fully loaded, and their lift systems are opened and closed eighty thousand times.

This enables us to give a guarantee against product failure during their lifespan of the cupboards. As an added protection against rust, all Blum CLIP-top hinges have three protective coatings of copper, nickel and an additional protective film. All other Blum hinges have been given this additional coating since the beginning of 2003.



The following care must be taken with Blum hardware, in order to keep this guarantee valid:

1. No cleaning liquids are to be used on the hardware as certain brands contain additives that destroy the nickel coating causing rust. Only a damp cloth should be used for cleaning.
2. All glazing of exterior windows and hanging of external doors must be completed before hardware installation is performed.
3. Do not overload the hardware. Each hinge has a carrying capacity of 3.5kgs while most standard runner systems have a load bearing capacity of 60kgs per pair static and 25kgs dynamic, TANDEM and TANDEMBOX intivo have a dynamic capacity of 30kg. Blum does not cater for heavier duty runners / box systems which are recommended for wider drawers.
4. All granite work should be completed before installing runner systems as the subsequent dust might affect the function adversely.
5. Using cleaning products, such as abrasive cleaning powder, steel wool and scourers, as well as cleaning agents such as acetone, chlorine, cellulose thinner and solutions whose names start with tri or tetra



Blum conforms to ISO 9001 which is an internationally quality standard governing the assurance of product quality, service quality and quality of cooperation. Blum also meets the ISO 14001 standards of environmental management systems.

Kindly note that any claims are voided if Blum products are used / installed incorrectly and not to Blum's Specification and stipulations given in the Blum Catalogue.

As distributors, we have total confidence in the superior quality of Blum hardware. If you have any queries, please do not hesitate to contact us.



ISO 9001  
Certified Quality System



ISO 14001  
Certified Environmental System



ISO 50001  
Certified Energy System

*We make kitchens work!*



# HARDWARE CARE GUIDE



**Kinetic** hardware products are finished with the latest surface treatments to provide the longest life possible. Prolonged use and varying climate conditions may cause some finishes to age over time. This is a natural process and does not indicate a fault in the manufacture of the product.

## CARE & MAINTENANCE

1. No cleaning liquids are to be used on the hardware as certain brands contain additives that destroy the nickel coating and cause rust.
2. Do not use cleaning products, such as abrasive cleaning powder, steel wool and scourers, as well as agents such as acetone, chlorine, cellulose thinner and solutions whose names start with tri or tetra.
3. Do not use mild acid to clean tiles and areas around cabinets as this will cause the hardware to rust / oxidise.
4. Use a damp cloth only for cleaning.
5. Do not overload the hardware
6. All granite / worktop jobs should be completed before installing runners as the dust will affect their functionality.

## DISCLAIMER

PG Bison will not accept claims if the product is subject to;

1. Incorrect installation
2. Use of a product for which it was not designed for
3. Improper or lack of maintenance
4. Not following care and maintenance guide


# FURNITURE FITTINGS

## HANDLES




### HANDLES


#### Handle H8001 NP/SN

	Size(mm)	Product Code	Product Description	Finish
	128	A0000026	Handle H8001 NP/SN 128mm	Nickel Plated / Satin Nickel
	160	A0000017	Handle H8001 NP/SN 160mm	


#### Handle H8032 SN

	Size(mm)	Product Code	Product Description	Finish
	128	A0000013	Handle H8032 SN 128mm	Satin Nickel

#### Handle H8032 MN

	Size(mm)	Product Code	Product Description	Finish
	128	A0000059	Handle H8032 MN 128mm	Matt Nickel

#### Handle H8273 AB Brush

	Size(mm)	Product Code	Product Description	Finish
	128	A0000014	Handle H8273 128mm	Antique Bronze




# FURNITURE FITTINGS

## HANDLES



### Handle J8373 MC/AL

	Size(mm)	Product Code	Product Description	Finish
	128	A0000016	Handle J8373 128mm	Matt Chrome / Aluminium
	192	A0000021	Handle J8373 192mm	
	288	A0000022	Handle J8373 288mm	


### Handle H8373 SN/SS

	Size(mm)	Product Code	Product Description	Finish
	128	A0000015	Handle H8373 128mm	Satin Nickel / Stainless Steel
	192	A0000020	Handle H8373 192mm	
	288	A0000023	Handle H8373 288mm	


### Handle H8066 SN

	Size(mm)	Product Code	Product Description	Finish
	128	A0000060	Handle H8066 128mm	Satin Nickel
	160	A0000018	Handle H8066 160mm	
	192	A0000019	Handle H8066 192mm	

### Handle H8458 CP

	Size(mm)	Product Code	Product Description	Finish
	128	A0000040	Handle H8458 128mm	Chrome Plated
	192	A0000041	Handle H8458 192mm	
	256	A0000068	Handle H8458 256mm	


### Handle H8390 BSN

	Size(mm)	Product Code	Product Description	Finish
	128	A0000062	Handle H8390 128mm	Brushed Satin Nickel
	160	A0000063	Handle H8390 160mm	

### Handle H8641 BSN

	Size(mm)	Product Code	Product Description	Finish
	128	A0000064	Handle H8641 128mm	Brushed Satin Nickel
	192	A0000065	Handle H8641 192mm	
	300	A0000036	Handle H8641 300mm	
	450	A0000037	Handle H8641 450mm	

### Handle H8323 BSN


	Size(mm)	Product Code	Product Description	Price / Pc
	128	A0000038	Handle H8323 128mm	Brushed Satin Nickel
	192	A0000039	Handle H8323 192mm	




# FURNITURE FITTINGS

## HANDLES


### Handle H8672 MC

	Size(mm)	Product Code	Product Description	Finish
	128	A0000119	Handle H8672 128mm	Matt Chrome
	192	A0000123	Handle H8672 192mm	

### Handle H8627 BSN

	Size(mm)	Product Code	Product Description	Finish
	160	A0000127	Handle H8627 160mm	Brushed Satin Nickel
	224	A0000132	Handle H8627 224mm	


### Handle H3018 SS

	Size(mm)	Product Code	Product Description	Finish
	128	A0000122	Handle H3018 128mm	Stainless Steel
	192	A0000126	Handle H3018 192mm	
	300	A0000131	Handle H3018 300mm	
	488	A0000134	Handle H3018 488mm	


### Handle J9433 BSN

	Size(mm)	Product Code	Product Description	Finish
	160	A0000129	Handle J9433 160mm	Brushed Satin Nickel
	192	A0000125	Handle J9433 192mm	
	320	A0000135	Handle J9433 320mm	


### Handle J8025 AL

	Size(mm)	Product Code	Product Description	Finish
	128	A0000120	Handle J8025 128mm	Aluminium
	192	A0000275	Handle J8025 192mm	

### Handle J9913 AN

	Size(mm)	Product Code	Product Description	Finish
	160	A0000241	Handle J9913 160mm	Anodised
	260	A0000242	Handle J9913 260mm	
	360	A0000243	Handle J9913 360mm	

### Handle H8429 BSN


	Size(mm)	Product Code	Product Description	Finish
	128	A0000121	Handle H8429 128mm	Brushed Satin Nickel
	192	A0000124	Handle H8429 192mm	
	300	A0000130	Handle H8429 300mm	
	488	A0000133	Handle H8429 488mm	

# FURNITURE FITTINGS


## HANDLES




### Handle H8011 NP/BSN

	Size(mm)	Product Code	Product Description	Finish
	160	A0000128	Handle H8011 160mm	Nickel Plated / Brushed Satin Nickel


### Handle BPA 1638

	Size(mm)	Product Code	Product Description	Finish
	64	A0000250	Handle BPA 1638 64mm	Antique Bronze


### Handle BPJ3043

	Size(mm)	Product Code	Product Description	Finish
	192	A0000244	Handle BPJ3043 192mm	Nickel Plated
	228	A0000245	Handle BPJ3043 228mm	
	450	A0000246	Handle BPJ3043 450mm	


### Handle BPJ3085

	Size(mm)	Product Code	Product Description	Finish
	160	A0000247	Handle BPJ3085 160mm	Nickel Plated
	260	A0000248	Handle BPJ3085 260mm	
	360	A0000249	Handle BPJ3085 360mm	


### Handle L200 Brushed AN

	Size(mm)	Product Code	Product Description	Finish
	160	A0000252	Handle L200 Brushed AN 160mm	Anodised
	260	A0000253	Handle L200 Brushed AN 260mm	
	360	A0000254	Handle L200 Brushed AN 360mm	

### Handle L250

	Size(mm)	Product Code	Product Description	Finish
	160	A0000255	Handle L250 160mm	Black
	260	A0000256	Handle L250 260mm	
	360	A0000257	Handle L250 360mm	

### Handle BPA1684


	Size(mm)	Product Code	Product Description	Finish
	128	A0000258	Handle BPA1684 128mm	Antique Bronze
	160	A0000259	Handle BPA1684 160mm	

# FURNITURE FITTINGS


## HANDLES



### Handle BPA1679

	Size(mm)	Product Code	Product Description	Finish
	128	A0000260	Handle BPA1679 128mm	Antique Bronze
	160	A0000261	Handle BPA1679 160mm	


### Handle H8606

	Size(mm)	Product Code	Product Description	Finish
	160	A0000262	Handle H8606 160mm	Nickel Plated
	224	A0000263	Handle H8606 224mm	


### Handle H8775

	Size(mm)	Product Code	Product Description	Finish
	160	A0000264	Handle H8775 160mm	Nickel Plated
	224	A0000265	Handle H8775 224mm	


### Handle BPJ 3047

	Size(mm)	Product Code	Product Description	Finish
	160	A0000267	Handle BPJ 3047 160mm	Nickel Plated
	260	A0000268	Handle BPJ 3047 260mm	
	360	A0000269	Handle BPJ 3047 360mm	

### Handle BPJ 3088

	Size(mm)	Product Code	Product Description	Finish
	160	A0000270	Handle BPJ 3088 160mm	Nickel Plated
	260	A0000271	Handle BPJ 3088 260mm	
	360	A0000272	Handle BPJ 3088 360mm	
	460	A0000273	Handle BPJ 3088 460mm	

### Handle BPA 1638

	Size(mm)	Product Code	Product Description	Finish
	64	A0000728	Handle BPA 1638 64mm	Matt Black

### Handle J9929 Matt Grey

	Size(mm)	Product Code	Product Description	Finish
	300	A0000349	Handle J9929 Matt Grey 300mm	Matt Grey
	600	A0000350	Handle J9929 Matt Grey 600mm	
	900	A0000351	Handle J9929 Matt Grey 900mm	

# FURNITURE FITTINGS

## HANDLES




### Handle J9929 Black

	Size(mm)	Product Code	Product Description	Finish
	300	A0000352	Handle J9929 Black 300mm	Black
	600	A0000353	Handle J9929 Black 600mm	
	900	A0000354	Handle J9929 Black 900mm	


### Handle J9929 Matt Bronze

	Size(mm)	Product Code	Product Description	Finish
	300	A0000355	Handle J9929 Matt Bronze 300mm	Matt Bronze
	600	A0000356	Handle J9929 Matt Bronze 600mm	
	900	A0000357	Handle J9929 Matt Bronze 900mm	

### Handle W8093

	Size(mm)	Product Code	Product Description	Finish
	32	A0000240	Knob W8093 32mm	Antique Bronze


### Handle BPW1750

	Size(mm)	Product Code	Product Description	Finish
	32	A0000251	Knob BPW1750	Antique bronze

### Handle H8066

	Size(mm)	Product Code	Product Description	Finish
	128	A00000714	Handle H8066 128mm	Matt Black
	160	A0000715	Handle H8066 160mm	
	192	A0000716	Handle H8066 192mm	

### Handle H8627

	Size(mm)	Product Code	Product Description	Finish
	160	A0000717	Handle H8627 160mm	Matt Black
	224	A0000718	Handle H8627 224mm	

### Handle J9433


	Size(mm)	Product Code	Product Description	Finish
	160	A0000723	Handle J9433 160mm	Matt Black
	192	A0000724	Handle J9433 192mm	
	320	A0000725	Handle J9433 320mm	




# FURNITURE FITTINGS

## HANDLES


### Handle H8429

	Size(mm)	Product Code	Product Description	Finish
	128	A0000719	Handle H8429 128mm	Matt Black
	192	A0000720	Handle H8429 192mm	
	300	A0000721	Handle H8429 300mm	
	488	A0000722	Handle H8429 488mm	

### Handle BPA1684

	Size(mm)	Product Code	Product Description	Finish
	128	A0000726	Handle BPA1684 128mm	Matt Black
	160	A0000727	Handle BPA1684 160mm	


### Handle BPA1679

	Size(mm)	Product Code	Product Description	Finish
	128	A0000729	Handle BPA1679 128mm	Matt Black
	160	A0000730	Handle BPA1679 160mm	

### Handle J1150 Matt Black

	Size(mm)	Product Code	Product Description	Finish
	300	A0000731	Handle J1150 300mm	Matt Black
	450	A0000732	Handle J1150 450mm	
	600	A0000733	Handle J1150 600mm	
	1100	A0000734	Handle J1150 1100mm	

### Handle J1150 Natural Anodised

	Size(mm)	Product Code	Product Description	Finish
	300	A0000735	Handle J1150 300mm	Natural Anodised
	450	A0000736	Handle J1150 450mm	
	600	A0000737	Handle J1150 600mm	
	1100	A0000738	Handle J1150 1100mm	

### Handle J1150 Champagne

	Size(mm)	Product Code	Product Description	Finish
	300	A0000739	Handle J1150 300mm	Champagne
	450	A0000740	Handle J1150 450mm	
	600	A0000741	Handle J1150 600mm	
	1100	A0000742	Handle J1150 1100mm	

### Handle J1150

Requires CNC drilling


# FURNITURE FITTINGS

## RUNNERS




- Zinc plated
- Full extension
- Telescopic slider construction
- Rubber brake preventing from automatic opening
- Precision steel ball bearings offer high lateral stability
- Quick release system (by pressing lever) for drawer removal


### 35mm FULL EXTENSION SLIDES

	Size(mm)	Product Code	Product Description	More Info
	300	A0000082	Full Extension Slide 35 x 300mm	High quality ball bearings
	350	A0000083	Full Extension Slide 35 x 350mm	Genuine material
	400	A0000084	Full Extension Slide 35 x 400mm	Long life [ 50,000 opening and closing]
	450	A0000085	Full Extension Slide 35 x 450mm	High loading capacity
				Different size variety for kitchens, wardrobes, and office furniture

### 45mm FULL EXTENSION SLIDES

	Size(mm)	Product Code	Product Description	More Info
	400	A0000067	Full Extension Slide 45 x 400mm	High quality ball bearings
	450	A0000048	Full Extension Slide 45 x 450mm	Genuine material
	500	A0000047	Full Extension Slide 45 x 500mm	Long life [ 50,000 opening and closing]
				High loading capacity
				Different size variety for kitchens, wardrobes, and office furniture

### 45mm FULL EXTENSION SLIDES - SOFT CLOSE


	Size(mm)	Product Code	Product Description	More Info
	400	A0000139	Full Extension Slide Soft Close 45 x 400mm	High quality ball bearings
	450	A0000066	Full Extension Slide Soft Close 45 x 450mm	Genuine material
	500	A0000061	Full Extension Slide Soft Close 45 x 500mm	Long life [ 50,000 opening and closing]
				High loading capacity
				Different size variety for kitchens, wardrobes, and office furniture
				Soft close for silent opening and closing.

# FURNITURE FITTINGS


## HINGES






### 110 DEGREE HINGE - HALF OVERLAY

	Finish	Product Code	Product Description	More Info
	Nickel Plated	A0000534	Hinge 110 Deg Soft Close Half Overlay	Half overlay door covers half or part of the cabinet opening when closed  Doors open at 110 degrees



### 110 DEGREE HINGE - INSET

	Finish	Product Code	Product Description	More Info
	Nickel Plated	A0000535	Hinge 110 Deg Soft Close Inset	The cabinet door is flush with and on the same plane as the cabinet frame, and the frame surrounds the entire cabinet door  Doors open at 110 degrees

### 110 DEGREE HINGE - SOFT CLOSE

	Finish	Product Code	Product Description	More Info
	Nickel Plated	A0000043	Hinge 110 Deg Soft Close	Full overlay door covers the entire cabinet opening when closed  Doors open at 110 degrees  Soft Close for silent opening and closing
	Stainless Steel	A0000323	Hinge 110 Deg Soft Close SS 304	
	Dark Grey	A0000321	Hinge 110 Deg Soft Close Dark Grey	

### 165 DEGREE HINGE - SOFT CLOSE



	Finish	Product Code	Product Description	More Info
	Nickel Plated	A0000136	Hinge 165 Deg Soft Close	Our 165 Degree Door Hinges are designed to be used in replacement of our standard door hinges where the door is required to open further than 110 degrees, like in cases where internal drawers have been installed.  Soft Close for silent opening and closing
	Dark Grey	A0000322	Hinge 165 Deg Soft Close Dark Grey	

# FURNITURE FITTINGS

## HINGES



### KIMANA FLAT HINGE

	Product Code	Product Description	More Info
	A0000651	Kimana Hinge Kit	KIMANA is a flat hinge to open and close flap and drop-down doors. Provided with a unique and exclusive movement, it allows to open cabinet doors in column, even when the cabinet bottom lies upon another panel or the cabinet top is surmounted by a decorative/lighting panel.

### HINGE APPLICATION

	More Info	
Full Overlay	Full overlay door covers the entire cabinet opening when closed	
	Half Overlay	Half overlay door covers half or part of the cabinet opening when closed
	Inset	The cabinet door is flush with and on the same plane as the cabinet frame, and the frame surrounds the entire cabinet door





# FURNITURE FITTINGS

## CONNECTORS







CHIPBOARD SCREWS	Size(mm)	Product Code	Product Description	More Info
	12mm	A0000030	Screw 3.5 x 12mm 100pcs/box	Made from high quality steel and have high corrosion resistance, making it last long  Sharp and sturdy screw threads that will not strip easily and hold firmly
	16mm	A0000031	Screw 3.5 x 16mm 100pcs/box	
	25mm	A0000032	Screw 4.0 x 25mm 100pcs/box	
	30mm	A0000033	Screw 4.0 x 30mm 100pcs/box	
	35mm	A0000034	Screw 4.0 x 35mm 100pcs/box	
	40mm	A0000035	Screw 4.0 x 40mm 100pcs/box	
	45mm	A0000011	Screw 4.0 x 45mm 100pcs/box	
	50mm	A0000029	Screw 4.0 x 50mm 100pcs/box	Premium quality material to ensure strength and wear resistance.  Widely applicable and can be used to secure hanging objects with confidence
	60mm	A0000306	Screw Nail in Anchor 8 x 60mm Yellow	
	80mm	A0000307	Screw Nail in Anchor 8 x 80mm Yellow	
CONNECTORS	Product Code	Product Description		More Info
	A0000148	Worktop T Joint Connector		High quality material for use on 32mm worktops
	A0000149	Worktop Corner Joint Connector		
	A0000645	Worktop Connector D35 Kit		QUICK Ø35 has been conceived to join two worktops or panels together. The installation is fast and simple as the two parts don't fall when placed in position. It is suitable for worktops and panels minimum 25 mm thick.
	A0000309	Panel Fastener		Made from high quality tough plastic to guarantee stability and reliability. Has a perfect fit push on clip for quick fitting
	A0000575	Anti Tip Safety Strap		Heavy duty anchor straps Wide application Can be used to reinforce wardrobes, dressers, cabinets and any other heavy furniture.
	A0000639	Cabinet Connecting Screw Kit		High quality connectors to hold 2 cabinets in place
	A0000466	Panelvit Screw Flat Head D4 x 31mm		High quality connectors to hold cabinets and end panels in place

# FURNITURE FITTINGS






## CONNECTORS



CONNECTORS	Product Code	Product Description	More info
	A0000640	VIS Bedframe Connector Kit	VIS is the new concept connecting fitting, designed to achieve practical and strong assembling and especially conceived to join bed sides and panels.
	A0000642	Double Ended Dowel Kit	High quality connectors to join 2 pieces of board easily
	A0000643	Single Ended Dowel Kit	
	A0000644	Wardrobe Plinth Clip Kit	Great for attaching plinths to cabinet legs and keeping them securely in place

# FURNITURE FITTINGS





SUPPORTS	Product Code	Product Description	More Info
	A0000006	Shelf Studs	Designed to support and fix a shelf safely and securely to a cabinet.
	A0000027	Plastic Glide Brown	Plastic glides are designed to protect your floors with durable plastic material that prevents scratches. Has a pin that helps to easily attach to the furniture
	A0000028	Steel Corner 20 x 20mm	Perfect for reinforcing right angle corner joints, such as book shelves, chair corner, table leg, bed, cupboard, even drawers.
	A0000079	Kitchen Cabinet Hanger L Type	Cabinet hanger especially designed for wall-mounted cabinets . It is the ideal choice for kitchen cabinet
	A0000080	Shelf Glass Clipper	Fits different thickness of glass or board Easy to install with screws It can be used to secure Bathroom Shelves, Displays, Speakers, Collectibles ,and more.

# FURNITURE FITTINGS

## SUPPORTS














SUPPORTS	Product Code	Product Description	More info
	A0000110	Connector Flat 60 x 22mm	Easy to Install - Just use screwdriver or electric drill to fix the bracket Wide Application- The right angle brackets can be used in a variety of wood furniture fixation, serve as a corner connected, like building frame, fastening chair, table, drawer, window, shelf, furniture, dresser, wood etc.
	A0000313	Steel Corner Bracket 32x 32mm	Easy to Install - Just use screwdriver or electric drill to fix the bracket Wide Application- The right angle brackets can be used in a variety of wood furniture fixation, serve as a corner connected, like building frame, fastening chair, table, drawer, window, shelf, furniture, dresser, wood etc.
	A0000314	Steel L Type Bracket 65 x 65mm	Easy to Install - Just use screwdriver or electric drill to fix the bracket Wide Application- The right angle brackets can be used in a variety of wood furniture fixation, serve as a corner connected, like building frame, fastening chair, table, drawer, window, shelf, furniture, dresser, wood etc.
	A0000144	Cabinet Hanging Bracket	Ideal tool for hanging mounting wall panels, mirrors, photo, artwork, cabinet, partition, whiteboard, art Frames and more hardware remains are concealed completely. Easy to install.
	A0000362	Wall Mount Cleat Kit	Ideal tool for hanging mounting wall panels, mirrors, photo, artwork, cabinet, partition, whiteboard, art Frames and more hardware remains are concealed completely. Easy to install.
	A0000431	Glass Clip Pin 3.3mm	Very useful for you to install glass, mirrors or other panel on cabinets, doors, walls or other places easily. Hold the glass in place and keep them from moving and rattling. The clips are clear, they are not eye-catching, won't affect the overall beauty of the cabinet and door.
	A0000633	Shelf Support K-Line Glass Kit <i>with rubber padding</i>	K LINE is an essential and functional solution of design made of zinc alloy that satisfies the most common requirements for the shelf supports.
	A0000434	Shelf Support K-Line <i>without rubber padding</i>	K LINE has been developed with a highly captivating and elegant shape so that it can be used as a shelf support for wood shelves

# FURNITURE FITTINGS

## SUPPORTS












SUPPORTS	Product Code	Product Description	Price / Pc
  	A0000634	Shelf Support Flipper 14mm White Kit	<p>FLIPPER is a wood shelf support slotted into the shelf by making face borings. The shelf has to be pushed downwards onto the side dowels, which can be placed or screwed into any required position.</p>
	A0000635	Shelf Support Flipper 14mm Grey Kit	
 	A0000636	Shelf Support PK2 16mm Grey Kit	<p>PK2 is a wood shelf supports to be slotted into the panel by making face borings. It allows to join together any side and shelf, including bottom and top panels, without using any further connecting fitting. The panel has to be pushed downwards onto the side brackets, which can be screwed into any position required. The side bracket slots into the socket of the shelf supports and a click locks the panel in position.</p>
	A0000637	Shelf Support PK2 25mm Grey Kit	
 	A0000638	Kubic Glass Shelf Support Kit	<p>KUBIC is the locking glass shelf support designed to match the contemporary aesthetic trends of the market. It is conceived to guarantee furniture transportation with glass shelves already assembled. Locking and unlocking of the glass shelf can be carried out manually without any tool. Glass is blocked on both upper and lower side by soft rubber layers, in accordance with the actual function and safety norms. It is suitable for glass shelves with 4-15 mm thickness, but with longer upper bracket it can be used also with glass shelves up to 15mm thickness.</p>
 	A0000641	Shelf Support Secret Maxi Grey Kit	<p>SECRET is a hidden shelf support which guarantees both the shelf locking and unlocking. The shelf support SECRET is completely hidden, even when used on bifacial furniture.</p>
  	A0000646	Compact Soft Stop Lid Stay L164 N80 Kit	<p>COMPACT is a gas and oil stay to open flap doors. It has been conceived to be installed by using standard automatic drilling processes. It is available in different lengths and different newton strengths to suit doors of any size. It can be fixed directly on solid doors or wider aluminium frame section doors. COMPACT has a quick and easy installing: after the piston is slotted onto the door bracket, the piston can be easily clicked against the side bracket.</p>
	A0000647	Compact Soft Stop Lid Stay L244 N100 Kit	
  	A0000648	Compact Drop Down Lid Stay L164 Kit	<p>COMPACT is a gas and oil stay to open flap doors. It has been conceived to be installed by using standard automatic drilling processes. It is available in different lengths and different newton strengths to suit doors of any size. It can be fixed directly on solid doors or wider aluminium frame section doors. COMPACT has a quick and easy installing: after the piston is slotted onto the door bracket, the piston can be easily clicked against the side bracket.</p>
	A0000649	Compact Drop Down Lid Stay L244 Kit	



# FURNITURE FITTINGS

## SUPPORTS








SUPPORTS	Product Code	Product Description	More Info
	A0000747	Wardrobe Rail Oval 3000mm	Ideal solution for a hanging rail inside wardrobes, closets and cupboards Can be cut to desired lengths
	A0000803	Wardrobe Rail Round 3000mm	Ideal solution for a hanging rail inside wardrobes, closets and cupboards Can be cut to desired lengths
	A0000050	Wardrobe Rail Support Round	Ideal for hanging the round wardrobe rail from the inside of a cabinet
	A0000051	Wardrobe Rail Support Oval	Ideal for hanging the round wardrobe rail from the inside of a cabinet
	A0000673	Wardrobe Centre Support Round	Used widely in wardrobes to add support to long wardrobe rails.
	A0000674	Wardrobe Centre Support Oval	Used widely in wardrobes to add support to long wardrobe rails.
	A0000675	Wardrobe End Support Oval	Used widely in bathroom, bedroom and kitchen for towel bar or clothes hanging bar.
	A0000671	Corner Plastic Bracket Small	Ideal fastener to make furniture parts stay firmly, widely used to reinforce or repair right angle corner joints of shelves, closets, cupboards, drawers, windows, frames, boxes, chest, cabinet etc. furniture.
	A0000672	Corner Plastic Bracket Large	Ideal fastener to make furniture parts stay firmly, widely used to reinforce or repair right angle corner joints of shelves, closets, cupboards, drawers, windows, frames, boxes, chest, cabinet etc. furniture.

# FURNITURE FITTINGS

## SUPPORTS




SUPPORTS	Product Code	Product Description	More Info
	A0000461	Shelf Support Kaiman	KAIMAN is a combined wall bracket and shelf support for glass shelf 7 to 19 mm thick and wood shelf 18 to 41 mm thick.
	A0000462	Shelf Support Kalabrone Mini	KALABRONE MINI is a shelf support with a minimal squared shape for free-standing shelves. It is suitable for shelves from 5 to 10 mm thick. Its solid structure guarantees a capacity loading of 6 kg, including the weight of the glass shelf, for each support with a shelf 150 mm deep.
	A0000480	Connect Fitting For Drawer Bottom Panel	Fitted at the front side of a drawer bottom to reinforce and avoid sagging of the drawer bottom.
	A0000479	In Frame Door Bracket	Easy to Install - Just use screwdriver or electric drill to fix the bracket Wide Application- The right angle brackets can be used in a variety of wood furniture fixation, serve as a corner connected, like building frame, fastening chair, table, drawer, window, shelf, furniture, dresser, wood etc.
	A0000463	Concealed Shelf Support 14 x 140mm	The wall-mounted shelf bracket can support and fix various wall shelves, and can be easily installed with basic DIY tools, suitable for kitchen, bathroom, bedroom, office, living room, dining room, etc.

# FURNITURE FITTINGS

## LID STAYS



LID STAYS	Product Code	Product Description	More Info
	A0000044	Lift Pneumatic Lid Stay 100N	Used to easily open the wall flap kitchen cabinet door.

# FURNITURE FITTINGS

## LEGS & SKIRTING












LEGS & SKIRTING	Product Code	Product Description	More Info
	A0000005	Pingo Leg & Plate	Helps level office and household furniture with adjustable threaded sockets. Great for furniture e.g, tables and cabinets.
	A0000007	Leg H2957 50 x 100mm	Used widely in furniture as cabinet legs or feet.
	A0000008	Leg F027E 40 x 100mm	Used widely in furniture as cabinet legs or feet.
	A0000057	Leg Universal Wheel Without Brake	The plate casters are widely used for movable furniture
	A0000308	Clear Wheel Castor With Break	The wheels are widely used for movable furniture including Baby bed, stands, cabinets, dollies,sofa,Cabinets, etc.The wheel has a brake which can lock the wheel, effectively stopping and preventing the device from moving and hurting others. At the same time, just pull up the brake to easily unlock and use the wheel smoothly.
	A0000312	Furniture Glide Black	Use these protectors to prevent the legs of furniture from scratching and damaging all floor and carpet types. Makes moving furniture easy and noise free by nailing them to the bottom of tables, chairs, dressers, cabinet or sofa legs. Can also be used on the backs of furniture to prevent damage to drywall and wall paper.
	A0000670	White Rectangular Glide with Pin	Made of plastic and a metal pin. Nails into legs on tables or chairs,help furniture move smoothly over flooring and protect hard floor surfaces from scratching. Perfect for all types of furniture in which you can nail these in.
	A0000676	Height Leveller	Ribbed design helps stabilize and level an uneven toilet or furniture. Use to stabilize and level various objects. Thanks to sloping design and anti-slip base, our wedge can be stacked together to create a higher wedge if necessary.
	A0000677	Leg - Round Plastic Wheel	Helps level office and household furniture with adjustable threaded sockets. Great for furniture e.g, tables and cabinets.

# FURNITURE FITTINGS

## LEGS & SKIRTING











LEGS & SKIRTING	Product Code	Product Description	Price / Pc
	A0000507	Integrato A Height Adjust 25mm Leveller	<p>INTEGRATO is a complete family of levellers suitable to align heavy duty wardrobes, bookcases and modular furniture. The leveller is installed and safely fixed onto the bottom of the carcass through a wide range of supports such as pins and screw holes, spikes and screw holes or just screw holes. INTEGRATO are capable of supporting a 175 kg load each.</p>
	A0000508	Integrato Z Height Adjust 17mm Leveller	<p>INTEGRATO Z is conceived for heavy duty furniture whose construction has weight-bearing bottoms. INTEGRATO are capable of supporting a 175 kg load each.</p>
	A0000509	Record 12 Adjustable Leveller H52mm	<p>REKORD 12 is a concealed leveller to be fixed in the side panels with 18mm minimum thickness. It is suitable to align heavy duty wardrobes, bookcases and modular furniture, as well as for flat-pack furniture. REKORD 12 is placed into the bottom edge of the side panel and it is then adjustable through a Ø8 mm spot drilled in the inside carcass, by using a S4 mm allen wrench. The engineering plastic glide is independent in order to make the adjustment easier and to prevent the scratching of the floor. REKORD 12 has a capacity loading of 150 Kg each and 12mm adjustment.</p>
	A0000510	Record 12 Adjustable Leveller H120mm	
	A0000650	Atacama J Adjustable Leveller Kit	<p>ATACAMA is a strong leveller to align heavy duty wardrobes, bookcases and modular furniture. It is fixed on the furniture bottom through two housings, in order to provide an easier and more stable installation. It is also suitable for 60mm plinths. ATACAMA is capable of supporting a 175 kg load each and has 25 mm adjustment.</p>
	A0000632	Plinth Leg With Base H100mm Kit	<p>Easy to install and adjustable the height as you require.</p>
	A0000607	Clip For Plinth Adjustable Leg	<p>Used to connect the Plinth Leg with Base H100mm Leg to the Plinth H100mm SS 4000mm</p>
	A0000603	Plinth H100mm 4mt SS	<p>Lightweight and sturdy making it easy to cut to desired size. Has a plastic plinth seal along the base of the plinth which is more hygienic as stops dirt building up inside your units and makes cleaning your kitchen an easier job.</p>
	A0000604	Corner Bracket For Plinth H100mm SS	<p>For use as an internal or external corner. For use with Plinth H100mm SS 4000mm</p>
	A0000619	Linear Junction For Plinth H100mm SS	<p>For use with Plinth H100mm SS 4000mm</p>



# FURNITURE FITTINGS

## CABINET HANGERS





















CABINET HANGERS	Product Code	Product Description	More Info
 	A0000652	Libra H7 Base Cabinet Kit	<p>LIBRA H7 is a strong and versatile cabinet hanger especially designed for wall-mounted cabinets with heavy loads or particularly deep drawers. It is the ideal choice for vanity, kitchen or bathroom cabinets, or commercial display projects. The main benefits of LIBRA H7 are the following:</p> <ul style="list-style-type: none"> <li>- Vertical and in-depth adjustments, with integrated locking of the cabinet, can be easily and smoothly carried out from the inside</li> <li>- The hanging system is never interfering with the slides for drawers thanks to the slim side bracket wings. Therefore also the use of tools is very easy and comfortable as there is plenty of space between the side and the screw-driver.</li> </ul>
 	A0000653	Aluminium Profile L1092mm For Libra H7	To be used with Libra H7 base cabinet kit for cabinets more than 1000mm
 	A0000654	Liku Cabinet Hanger Kit	<p>LIKU is the concealed hanger conceived to fix suspended libraries and cabinets to the wall even when their structure is conceived without the back panel.</p> <p>LIKU is to be inserted into the side of the furniture and can be used with panels minimum 25mm thick. LIKU, conceived to sustain very heavy pieces of furniture with very heavy loads, has a capacity loading of 250 kg per piece.</p>
 	A0000655	APC1 Wall Cabinet Hanger Kit	<p>APC1 is a two-handed invisible screw fixing cabinet hanger. APC1 requires a simple installation, without any pre-drilling operations. It can be installed on cabinets with a minimum sanitary gap of 16 mm. The adjustments can be carried out from the inside of the cabinet by using a standard PZ2 screwdriver.</p>



# FURNITURE FITTINGS


## CABINET PROFILES



CABINET PROFILES	Product Code	Product Description	More Info
 	A0000761	Profile For Shelf Front Edge Silver - 4100mm	Suitable for 18 mm thick wooden shelves. The aluminium profile trims the shelf to give a modern look Also provides reinforcing of the shelves avoiding bending of wider shelves - fitted to the front and rear edge of the shelf Easy to install, simply snaps into place Cut to size
 	A0000907	Profile For Shelf Front Edge Black - 4100mm	
 	A0000762	J Gola Profile Silver - 4100mm	Gola profile handles are special types of profiles that are attached to the carcass cabinets instead of doors. There is a gap above the door that allows the user to pull the door open with their fingers easily. Basically, the kitchen cabinets have handles. However, the handles remain concealed within the cabinets instead of sticking out.
 	A0000908	J Gola Profile Black - 4100mm	
 	A0000763	C Gola Profile Silver - 4100mm	Gola profile handles are special types of profiles that are attached to the carcass cabinets instead of doors. There is a gap above the door that allows the user to pull the door open with their fingers easily. Basically, the kitchen cabinets have handles. However, the handles remain concealed within the cabinets instead of sticking out.
 	A0000909	C Gola Profile Black - 4100mm	
 	A0000595	Cabinet Connector for Gola Screw On	Plastic fittings used to hold the gola profile in place. Easily fitted using screws
 	A0000764	Vertical Gola Double Profile Silver - 4500mm	Gola profile handles are special types of profiles that are attached to the carcass cabinets instead of doors. There is a gap above the door that allows the user to pull the door open with their fingers easily. Basically, the kitchen cabinets have handles. However, the handles remain concealed within the cabinets instead of sticking out.
 	A0000910	Vertical Gola Double Profile Black - 4500mm	

# FURNITURE FITTINGS

## CABINET PROFILES

CABINET PROFILES	Product Code	Product Description	More Info
 <b>scilm</b>	A0000765	Vertical Gola Single Profile Silver - 4500mm	Gola profile handles are special types of profiles that are attached to the carcass cabinets instead of doors. There is a gap above the door that allows the user to pull the door open with their fingers easily. Basically, the kitchen cabinets have handles. However, the handles remain concealed within the cabinets instead of sticking out.
 <b>scilm</b>	A0000911	Vertical Gola Single Profile Black - 4500mm	
 <b>scilm</b>	A0000598	Bracket Support For Double Vertical Gola	Plastic fittings used to hold the vertical gola profile in place. Easily fitted using screws
 <b>scilm</b>	A0000599	Bracket Support For Single Vertical Gola	Plastic fittings used to hold the vertical gola profile in place. Easily fitted using screws
 <b>scilm</b>	A0000600	Back Spacer Set for Vertical Gola	The kit consists of 2 metal brackets that are used as a support set for the side panels.
 <b>scilm</b>	A0000601	External Corner Connector for J Gola Profile - Silver	External connector used for 90° connections of two Gola profiles.
		External Corner Connector for J Gola Profile - Black	
 <b>scilm</b>	A0000748	Internal Corner Connector for J Gola - Silver	Internal connector used for 90° connections of two Gola profiles.
	A0000884	Internal Corner Connector for J Gola - Black	

# FURNITURE FITTINGS

## CABINET PROFILES



CABINET PROFILES	Product Code	Product Description	More Info
 <b>scilm</b>	A0000749	Internal Corner Connector for C Gola - Silver	Internal connector used for 90° connections of two Gola profiles.
 <b>scilm</b>	A0000885	Internal Corner Connector for C Gola - Black	
 <b>scilm</b>	A0000750	External Corner Connector for C Gola - Silver	External connector used for 90° connections of two Gola profiles.
 <b>scilm</b>	A0000886	External Corner Connector for C Gola - Black	
 <b>scilm</b>	A0000766	Wall Unit Gola Silver - 3900mm	Gola profile handles are special types of profiles that are attached to the carcass cabinets instead of doors. There is a gap above the door that allows the user to pull the door open with their fingers easily. Basically, the kitchen cabinets have handles. However, the handles remain concealed within the cabinets instead of sticking out. This is ideal for wall cabinets.
 <b>scilm</b>	A0000895	Wall Unit Gola Black - 3900mm	
 <b>scilm</b>	A0000767	Canternaria Profile - 3900mm	Used to strengthen a furniture base. Cabinets built with the profile are extremely durable, stronger and provide easier and safer handling as well as giving a modern flair. Easy to manage: profiles are to be cut to size and plastic accessories are designed to complete the assembly. Can be fixed at both the frontal and in the rear part of the cabinet.
 <b>scilm</b>	A0000609	Clip And Fixing Plate For Canternaria Profile	Plastic fittings used to hold the canternaria profile in place. Easily fitted using screws









# scilm®



# FURNITURE FITTINGS

## CABINET PROFILES



CABINET PROFILES	Product Code	Product Description	More Info
 <b>scilm</b>	A0000878	Flat Gola Profile for Drawers Silver - 3900mm	Flat Gola Profile is an ideal choice to get a modern and minimalist project. With this profile, you can alternate between horizontal and vertical application in any of your designs.
 <b>scilm</b>	A0000891	Flat Gola Profile for Drawers Black - 3900mm	
 <b>scilm</b>	A0000879	Flat Undertop Gola Profile Silver - 3900mm	Flat Gola Profile is an ideal choice to get a modern and minimalist project. With this profile, you can alternate between horizontal and vertical application in any of your designs.
 <b>scilm</b>	A0000888	Flat Undertop Gola Profile Black - 3900mm	
 <b>scilm</b>	A0000882	Flat Vertical Single Gola Silver - 4500mm	Gola profile handles are special types of profiles that are attached to the carcass cabinets instead of doors. There is a gap above the door that allows the user to pull the door open with their fingers easily. Basically, the kitchen cabinets have handles. However, the handles remain concealed within the cabinets instead of sticking out.
 <b>scilm</b>	A0000880	Flat Vertical Single Gola Black - 4500mm	
 <b>scilm</b>	A0000883	Flat Vertical Double Gola Silver - 4500mm	Gola profile handles are special types of profiles that are attached to the carcass cabinets instead of doors. There is a gap above the door that allows the user to pull the door open with their fingers easily. Basically, the kitchen cabinets have handles. However, the handles remain concealed within the cabinets instead of sticking out.
 <b>scilm</b>	A0000881	Flat Vertical Double Gola Black - 4500mm	

# scilm®

# FURNITURE FITTINGS

## CABINET PROFILES



CABINET PROFILES	Product Code	Product Description	More Info
	A0000774	Internal Corner Connector for Flat Gola Profile - Silver	Internal connector used for 90° connections of two Gola profiles.
	A0000889	Internal Corner Connector for Flat Gola Profile - Black	
	A0000775	External Corner Connector for Flat Gola Profile - Silver	External connector used for 90° connections of two Gola profiles.
	A0000890	External Corner Connector for Flat Gola Profile - Silver	
	A0000773	Compensator for Oven Profile - Silver	Support profile covering the sides/edges of the oven. Mounted to the vertical Gola profiles
	A0000887	Compensator for Oven Profile - Black	



# FURNITURE FITTINGS

## ACCESSORIES












ACCESSORIES	Product Code	Product Description	More Info
	A0000053	Cable Management Black	Great way to keep your desk looking tidy, professional, and clutter-free. Simply place this cover over the hole in your desk and feed cables and wires through the organiser to stay powered.
	A0000056	Cable Management Silver	
	A0000069	Cabinet Lock Left	Durable and strong, perfect for keeping your small items safe. Comes with 2 sets of keys
	A0000070	Cabinet Lock Right	
	A0000088	H Profile Backer Connector 3000mm	Flexible plastic for joining boards side by side.
	A0000100	Push Lock Sliding Door	Durable and strong, perfect for keeping your small items safe. Comes with 2 sets of keys. Specifically made to lock 2 sliding doors.
	A0000117	Backsplash Non Leak Profile	Flexible plastic profile put on 18mm skirting boards to prevent it from getting in contact with the floor or get damaged by water/
	A0000320	Water Proof Adhesive Liner 1200mm wide - per metre	Easy to use. Self Adhesive backing design, just peel and stick no extra glue needed, stick well and non-slip. This adhesive paper is very easy to cut or remove. It is Anti-oil, anti-dust and waterproof, resistant to heat and moisture. It's very easy to clean.
	A0000432	Titus Push Latch & Plate	Solution for effortless touch opening of handleless cabinets. With Push Latch, doors and drawers can be completely handle-free. This popular solution gives furniture clean lines and timeless elegance.
	A0000743	Undersink Insert For Waste Pipe Grey	Curved under sink cut out for use when constructing or modifying drawers to fit around sink waste pipes. Made from grey or white plastic, this is a fantastic cost-effective solution for making the most of space on bathroom or kitchen furniture.
	A0000744	Undersink Insert For Waste Pipe White	

# FURNITURE FITTINGS

## ACCESSORIES


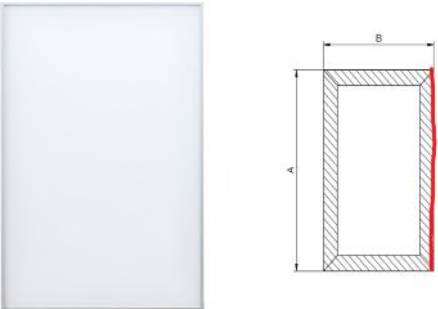



ACCESSORIES	Product Code	Product Description	More Info
  	A0000610	Undersink Protection For Cabinet L900*560mm	Under sink mat waterproof for leaks, drips, spills has a SMOOTH SURFACE and can be EASILY CLEANED with a cloth or sponge without leaving dirt. Under sink pan has no smell, is non toxic and perfectly protects the kitchen cabinet.
	A0000708	Undersink Protection For Cabinet L1000*560mm	
	A0000611	Undersink Protection For Cabinet L1200*560mm	
	A0000627	Non Slip Mat 474 x 1.2mm Anthracite Grey	Protective layer for shelves, Cabinets and Drawers. It is non adhesive and can be removed for washing. It can be cut with a scissor to fit any surface
	A0000628	Non Slip Mat 535 x 1.7mm Drip Saver	Protective layer for shelves, Cabinets and Drawers. It is non adhesive and can be removed for washing. It can be cut with a scissor to fit any surface
	A0000487	Door Buffer K Flex D8 Grey	Great for adding to cabinets, drawers, and doors throughout your home to help limit the amount of noise made when closing while also reducing the damage created.
 <b>scilm</b>	A0000709	Accessory Set for Backsplash	End caps used to finish off the cut ends and corners of the backsplash (A0000710) Easy to install
 <b>scilm</b>	A0000710	Backsplash M3900 4 Mt	Essential for creating a seamless transition between your wall and worktop installation.
	A0000929	2 Sided Connector For draw Inner Divider	The savvy modular design enables you to utilize any space and gives you the power to configure the compartments to your specific needs.
	A0000930	3 Sided Connector For draw Inner Divider	
	A0000931	4 Sided Connector For draw Inner Divider	
	A0000931	Inner Draw Divider Panel 2000 x 60mm	These drawer organizers can be installed in any drawer of your house. For example, you can install them as silverware and utensil drawer organizers for your kitchen, towel or makeup drawer organizers for your bathroom and even as bookcase and shelf dividers!



# FURNITURE FITTINGS

## DOOR PROFILES

DOOR PROFILES	Profile Name	More Info
	Milano	<p>Max Width - 597mm Max Height - 2100mm</p> <p>Optional handle A0000586 ( Silver 120mm) which is fitted in the middle of the selected size.</p> <p>Can be used for AVENTOS HF Bifold applications.</p>
	Torino	<p>Max Width - 597mm Max Height - 2100mm</p> <p>Optional handle profile A0000618 ( Door profile 2441)</p> <p>Can be used for AVENTOS HF Bifold applications.</p>
	A0000586	Rail Door Handle Silver 120mm








# FURNITURE FITTINGS

## ALUMINIUM HANDLE PROFILES

ALUMINIUM HANDLES	Product Code	Product Descriptions
	A0000678	Handle profile BX9023 Champagne - 3000mm
	A0000835	Handle profile BX9023 Matt Black - 3000mm
	A0000836	Handle profile BX9042 Champagne - 3000mm
	A0000837	Handle profile BX9042 Matt Black - 3000mm
	A0000838	Handle profile BX9042 REVERSE Champagne - 3000mm
	A0000839	Handle profile BX9042 REVERSE Matt Black - 3000mm
	A0000840	Handle profile BX9010 Champagne - 3000mm



# FURNITURE FITTINGS

## ALUMINIUM HANDLE PROFILES

ALUMINIUM HANDLES	Product Code	Product Descriptions
	A0000841	Handle profile BX9010 Matt Black - 3000mm
	A0000842	Handle profile BX9004 Champagne - 3000mm
	A0000843	Handle profile BX9004 Matt Black - 3000mm
	A0000844	Handle profile BX9045 Champagne - 3000mm
	A0000845	Handle profile BX9045 Matt Black - 3000mm
	A0000846	Handle profile BX9045 REVERSE Champagne - 3000mm
	A0000847	Handle profile BX9045 REVERSE Matt Black - 3000mm

# FURNITURE FITTINGS

## ALUMINIUM HANDLE PROFILES

ALUMINIUM HANDLES	Product Code	Product Descriptions
	A0000848	Handle profile BX9035 Champagne - 3000mm
	A0000849	Handle profile BX9035 Matt Black - 3000mm





# FURNITURE FITTINGS

## SLIDING SYSTEMS

OPK offers various solutions for furniture sliding fittings that offer soft close function when opening & closing and provide innovative solutions that improve your life.

### OPK ECONOMY

OPK Economy is the entry level sliding system with screw on rollers.

#### Advantages

- Simple & hassle free adjustments and installation
- Available in 2 & 3 door sets
- Available with integrated soft close systems.

### OPK SUBMARINE 8

OPK Submarine 8 is a smooth and affordable sliding system with integrated wheel sets allowing for better weight distribution.

#### Advantages

- Simple & hassle free adjustments and installation
- Available in 2 & 3 door sets
- Available with integrated soft close systems.

### OPK SUBMARINE 9

OPK Submarine 9 is a sliding door system for furniture and shelving systems. Due to its flexible application possibilities, it is also ideal for traditional crafts.

OPK Submarine 9 can also be retrofitted, without having to make any milling on the cabinet body. The both sides damping with tumbler is integrated in the running track and thus invisible.

#### Advantages

- Different construction variants possible
- Doors thickness 16-25 mm
- Easy, fast, tool-free installation, comfortable height adjustment of the fronts
- Both sides, invisible damping 15 / 30 kg for minimum installation width and fixable end position
- Closure / fixation of the end position possible without damping

### OPK SUBMARINE S

OPK Submarine S is a sliding door system for shelving systems. It is a system running in front of the shelf and can also be retrofitted. The both sides damping with tumbler is integrated in the running track and thus invisible.

OPK Submarine S is a pre-front solution and therefore a perfect solution for shelving systems. It has narrow running tracks with a modern design, and is simple and easy to install.

#### Advantages

- Different construction variants possible
- Subsequent installation possible
- OPK Submarine S, wooden doors thickness 15-30 mm
- OPK Submarine S, 18 mm and 25 mm running tracks
- Decorative cover for a closed overall picture
- Easy, fast, tool-free installation, comfortable height adjustment of the fronts
- Both sides, invisible damping 15 / 30 kg for minimum installation width and fixable end position

### OPK OCEAN 1

OPK Ocean 1 is an excellent fitting for sliding doors. The sliding doors allow clear access to the content. It has a high load capacity of 80 kg per door. The high-quality, ball-bearing carriages paired with modern design, as well as self-cleaning rollers by attached brushes, ensure an almost maintenance-free running culture.







#### Advantages

- Various design variants possible, 2, 3, 4 doors
- Cabinets up to 2800 mm high and 1500 mm wide doors
- Door thickness 18-40 mm
- Decorative panel, dust cover of the guiding rollers
- Easy and safe installation, comfortable height adjustment of the fronts
- Robust aluminium track in EV1
- High-quality carriages with ball-bearing plastic rollers for door leaf weights up to 80 kg for extremely light and quiet running
- Both sides damping with fixation, two-way damping with fixation of the middle door
- Anti-jump function, safety catch



# FURNITURE FITTINGS

## SLIDING SYSTEMS





OPK ECONOMY - 2 DOOR		Product Code	Product Description	Qty	Kit Code
	A0000831	OPK Bottom Roller	4	A000872	
	A0000832	OPK Top Roller	4		
	A0000833	OPK Soft Close Damper	4		
	A0000834	OPK Soft Close Damper Activator	4		
	A0000912	OPK & Submarine 8 Top Track - 1.995 Mt	1		
	A0000913	OPK & Submarine 8 Bottom Track - 1.995 Mt	1		
	A0000914	Submarine 8 / 9 Outer Handle Profile - 2.995 Mt	2		
	A0000915	Universal Inner Handle Profile - 2.995 Mt	2		



# FURNITURE FITTINGS

## SLIDING SYSTEMS










OPK ECONOMY - 3 DOOR		Product Code	Product Description	Qty	Kit Code
	A0000831	OPK Bottom Roller	6	A000873	
	A0000832	OPK Top Roller	6		
	A0000833	OPK Soft Close Damper	4		
	A0000834	OPK Soft Close Damper Activator	4		
	A0000874	OPK & Submarine 8 Top Track - 2.995 Mt	1		
	A0000875	OPK & Submarine 8 Bottom Track - 2.995 Mt	1		
	A0000914	Submarine 8 / 9 Outer Handle Profile - 2.995 Mt	4		
	A0000915	Universal Inner Handle Profile - 2.995 Mt	2		



# FURNITURE FITTINGS











## SLIDING SYSTEMS

SUBMARINE 8 - 2 DOOR		Product Code	Product Description	Qty	Kit Code
	A0000780	Submarine 8 Top Roller	4	A000866	
	A0000804	Submarine 8 Soft Close Activator	4		
	A0000805	Submarine 8 Bottom Roller	4		
	A0000912	OPK & Submarine 8 Top Track - 1.995 Mt	1		
	A0000913	OPK & Submarine 8 Bottom Track - 1.955 Mt	1		
	A0000914	Submarine 8 / 9 Outer Handle Profile - 2.995 Mt	2		
	A0000915	Universal Inner Handle Profile - 2.995 Mt	2		



# FURNITURE FITTINGS






## SLIDING SYSTEMS

SUBMARINE 8 - 3 DOOR		Product Code	Product Description	Qty	Kit Code
	A0000780	Submarine 8 Top Roller	5	A000867	
	A0000804	Submarine 8 Soft Close Activator	4		
	A0000805	Submarine 8 Bottom Roller	6		
	A0000806	Submarine 8 Inner Door Soft Close Roller	1		
	A0000807	Submarine 8 Front Door Centre Return Soft Close	1		
	A0000808	Submarine 8 Activator For Centre Return Soft Close	1		
	A0000874	OPK & Submarine 8 Top Track - 2.995 Mt	1		
	A0000875	OPK & Submarine 8 Bottom Track - 2.995 Mt	1		
	A0000914	Submarine 8 / 9 Outer Handle Profile - 2.995 Mt	4	A000867	
	A0000915	Universal Inner Handle Profile - 2.995 Mt	2		



# FURNITURE FITTINGS







## SLIDING SYSTEMS

SUBMARINE 9 - 2 DOOR		Product Code	Product Description	Qty	Kit Code
	A0000813	Submarine 9 & S Top & Bottom Roller	8	A0000868	
	A0000814	Submarine 9 Soft Close Damper	2		
	A0000815	Submarine 9 Top & Bottom Track - 3000mm	This is sold separately and the qty will vary based on individual requirements		
	A0000811	Submarine 8 / 9 Outer Handle Profile - 6000mm	This is sold separately and the qty will vary based on individual requirements		
	A0000812	Universal Inner Handle Profile - 6000mm	This is sold separately and the qty will vary based on individual requirements		



# FURNITURE FITTINGS







## SLIDING SYSTEMS

SUBMARINE S		Product Code	Product Description	Qty	Kit Code
	A0000813	Submarine 9 & S Top & Bottom Roller	4	<b>A0000869</b>	
	A0000816	Submarine S Soft Close Damper	2		
	A0000819	Submarine S Track Hanging Bracket	16		
	A0000820	Submarine S Track End Plug	4		
	A0000821	Submarine S Track Stopper	4		
	A0000817	Submarine S Door Track - 6000mm	This is sold separately and the qty will vary based on individual requirements		



# FURNITURE FITTINGS







## SLIDING SYSTEMS

OCEAN 2 DOOR - 1MTR DOOR	Product Code	Product Description	Qty	Kit Code
	A0000876	Ocean 1 - 2 Door Sliding Hardware Set	1	<b>A0000870</b>
	A0000917	Ocean Top Running Track - 1.995 Mt	1	
	A0000919	Ocean Bottom Running Track - 1.995 Mt	1	
	A0000921	Ocean Dust Cover Top Track - 0.995 Mt	1	
	A0000916	Ocean Outer Door Handle - 2.995 Mt	2	
	A0000915	Universal Inner Handle Profile - 2.995 Mt	2	



# FURNITURE FITTINGS


## SLIDING SYSTEMS

OCEAN 3 DOOR - 1 MTR DOOR	Product Code	Product Description	Qty	More Info
	A0000877	Ocean 1 - 3 Door Sliding Hardware Set	1	A0000871
	A0000918	Ocean Top Running Track - 2.995 Mt	1	
	A0000920	Ocean Bottom Running Track - 2.995 Mt	1	
	A0000924	Ocean Dust Cover Top Track - 1.495 Mt	1	
	A0000916	Ocean Outer Door Handle - 2.995 Mt	4	
	A0000915	Universal Inner Handle Profile - 2.995 Mt	2	



# FURNITURE FITTINGS

## SLIDING SYSTEMS








OCEAN 2 DOOR - 1.5 MTR DOOR	Product Code	Product Description	Qty	Kit Code
	A0000876	Ocean 1 - 2 Door Sliding Hardware Set	1	A0000922
	A0000918	Ocean Top Running Track - 2.995 Mt	1	
	A0000920	Ocean Bottom Running Track - 2.995 Mt	1	
	A0000924	Ocean Dust Cover Top Track - 1.495 Mt	1	
	A0000916	Ocean Outer Door Handle - 2.995 Mt	2	
	A0000915	Universal Inner Handle Profile - 2.995 Mt	2	





## FURNITURE FITTINGS

## SLIDING SYSTEMS

OCEAN 3 DOOR - 1.5 MTR DOOR	Product Code	Product Description	Qty	More Info
	A0000877	Ocean 1 - 3 Door Sliding Hardware Set	1	A0000923
	A0000827	Ocean Top Running Track - 6.0 Mt	1	
	A0000828	Ocean Bottom Running Track - 6.0 Mt	1	
	A0000924	Ocean Dust Cover Top Track - 1.495 Mt	1	
	A0000916	Ocean Outer Door Handle - 2.995 Mt	4	
	A0000915	Universal Inner Handle Profile - 2.995 Mt	2	
	A0000826	Ocean front door centre soft close device	1	



# FLATPAX - READY TO ASSEMBLE



PG Bison Kenya Ltd is the first company in Kenya to manufacture and launch a full range of standardized kitchen cabinets complete in a box with all related hardware and assembly guide.

With 33 different modules to choose from we have got your kitchen covered! The full range is now available ex stock or online on our webstore [www.pgbison.co.ke](http://www.pgbison.co.ke) and at our branches in Nairobi & soon in Mombasa.

## Benefits of our standard cabinets

1. More Flexibility than custom made cabinets. Cabinets can be purchased in varying configurations and styles, and then assembled to create a more flexible kitchen cabinet solution.
2. More Affordable Than Custom Cabinets
3. Fast Delivery And Low Turnaround Time. Cabinets are available either ex stock or on shorter lead times than custom cabinets
4. Easy To Assemble and install. Our pre-drilled solutions and assembly guides enable accuracy and speed in installation
5. Easy to handle. Cabinets are packaged and shipped in flat boxes (flat-packs), they are much easier to handle and transport and lowering the risk of damage

## Planning your dream kitchen - Kitchen Layout options.

DYNAMIC SPACE is a practical kitchen standard developed by Blum to provide maximal storage space and optimal quality of motion. Combining quality of space with quality of motion, DYNAMIC SPACE uses zone planning to take kitchen storage, organisation and ergonomics to new levels. At the heart of this tool is the kitchen plan incorporating the following five kitchen activity zones:



**Consumables** - As the name says, this zone contains consumables such as canned goods, rice and pasta as well as refrigerated and frozen products. In simple terms, most grocery shopping is stored here.



**Non-Consumables** - The activity zone is used to store items such as dishes, glasses and cutlery. It is also an ideal location for "odds and ends" (i.e. stationery, pens, household papers, etc.)



**Cleaning** - Cleaning accommodates bins for waste collection and storage as well as cleaning agents and utensils. The sink and dishwasher are also in this zone.

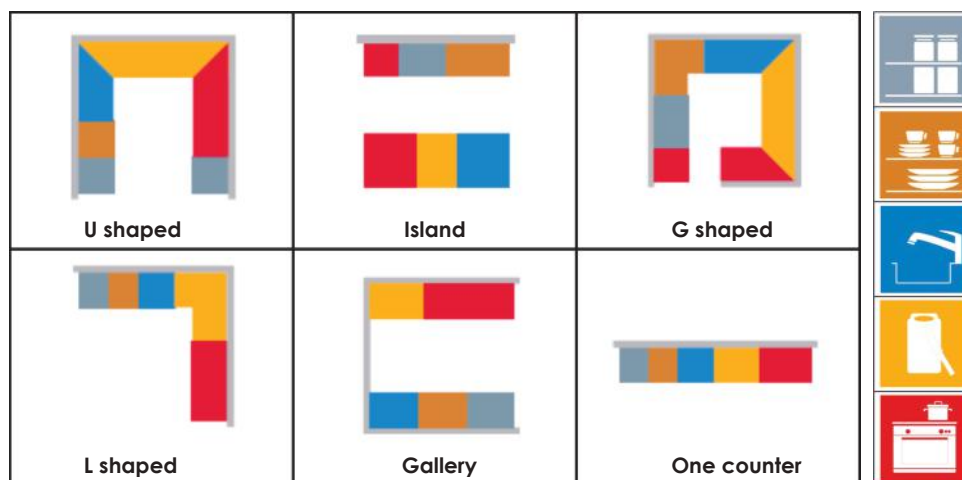


**Preparation** - The main worktop is in the Preparation zone. This is where most preparations are made. Items such as kitchen utensils, knives, small electrical appliances, chopping boards, spices and mixing bowls are all located in this zone.



**Cooking** - This activity zone contains the hob, oven, steamer, microwave, extractor hood, pots, pans, cooking utensils and baking trays.

## Kitchen Layout options.



## Types of kitchen cabinets & elements that go into a kitchen

**Base cabinets** – Cabinets that are fixed at ground level. These cabinets are normally placed under a worktop such as postformed tops, quartz or granite. Base cabinets come in a range of options including units with doors, drawers, open shelving or even units that accommodate ovens and microwaves.

**High level cabinets / Wall cabinets** – These are perfect for increasing storage – they come in a range of designs with flap or door systems – single & double door and open cabinets

**Tall cabinets** – Cabinets are normally used as to cover larger areas of your kitchen, and are perfect for storing appliances and more. We have a range of Tall & Pantry Cabinets to suit your needs, including units with doors, inner drawers, open shelving or wall oven units.

**Applied panels** – are panels which are applied to the side of cabinets to which are on the visible end of cabinets in a kitchen. They are typically made from the material which is the same colour as your doors and create a finished look by covering exposed cabinet carcass modules.

**Skirting boards** – these are used to cover the adjustable legs of the carcass system and create a complete and finished look to your Kitchen.

**Handles** – depending on your design choice we have a large variety of designs & finishes [www.pgbison.co.ke/kinetic/handles](http://www.pgbison.co.ke/kinetic/handles)

# FLATPAX - READY TO ASSEMBLE



## How to order

**Step 1** - If you know your design and have worked out the configuration of cabinets, you need – place your orders online on [www.pgbison.co.ke/rta](http://www.pgbison.co.ke/rta) or visit our showrooms in Nairobi or Mombasa

Or

Using our standard range of cabinets, We can design your dream kitchen for you – all we need is your plan layout in dwg format and we will do the rest

**Step 2** - Assemble your cabinets on site with speed and accuracy

**Step 3** - Order the frontals & handles of your choice with our size guide for each module

## Recommended installation Guide

**Step 1:** Assemble all cabinets and place in position

**Step 2:** Level cabinets using adjustable legs provided

**Step 3:** connect all carcasses using the cabinet connectors

**Step 4:** install worktop on carcass cabinets ( ensure all sink/appliance cutout work is done externally and not indoors)

**Step 5:** clean remove any settled dust from cabinets

**Step 6:** install drawer runners and other hardware

**Step 7:** fit drawer and door frontals

**Step 8:** install all appliances

Do not allow tiles and surfaces in the kitchen area to be cleaned with mild acids and abrasive cleaners – the fumes from these products will oxidize/rust all hardware and at times discolour door panels


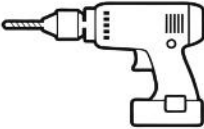






## Construction tips

Ensure that the following is done before assembly:

- Floor finishes are complete – if tiles then ensure that the area under the base cabinets are also tiled and grouted
- Do not place cabinets on a concrete plinth – Flatax cabinets come with specially designed adjustable legs with specific load bearing for the cabinets, contents & worktops
- Kitchen area is painted and ready for final coat after cabinets are installed
- Any ceiling finishes are completed, and specialist workman are out of the area
- Plumbing connections are sealed and pressure tested
- Ensure all wall and floor tiling works completed
- The Kitchen is lockable as work progresses no other trades should be interfering in the work as the materials and appliances are expensive

## Tools required

Depending on the product you order, below is a list of recommended tools and equipment you may need during assembly and installation of the cabinets.

			
rubber mallet	cordless drill	screw driver	tape measure
			
pencil	spirit level	clamp	square

# FLATPAX - READY TO ASSEMBLE

## KINETIC RANGE

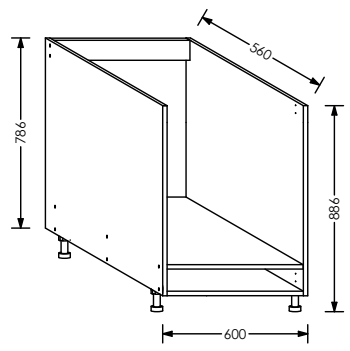
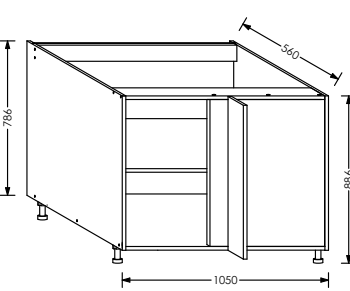
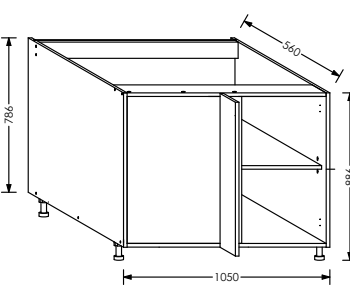
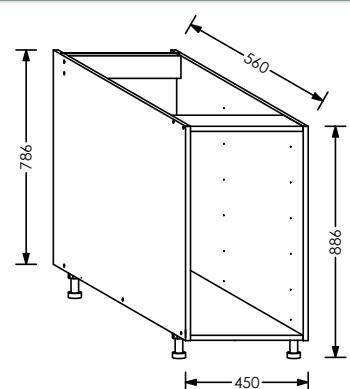
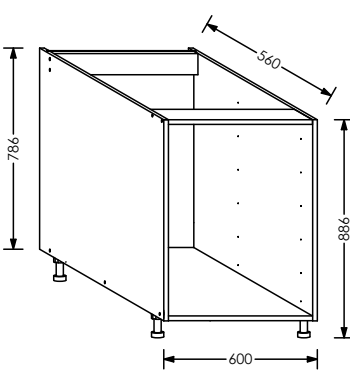


BASE CABINETS	Product Code	Product Description	Door Size	Qty	Filler Size	Qty
	E0000648	KIN Kitchen Base Cabinet 200mm White	783 X 197	1	N/A	N/A
	E0000649	KIN Kitchen Base Cabinet 300mm White	783 X 297	1	N/A	N/A
	E0000650	KIN Kitchen Base Cabinet 450mm White	783 X 447	1	N/A	N/A
	E0000651	KIN Kitchen Base Cabinet 600mm White	783 X 597	1	N/A	N/A
	E0000652	KIN Kitchen Base Cabinet 900mm White	783 X 447	2	N/A	N/A
	E0000653	KIN Kitchen Base Cabinet 1200mm White	783 X 597	2	N/A	N/A

# FLATPAX - READY TO ASSEMBLE

## KINETIC RANGE



BASE CABINETS	Product Code	Product Description	Door Size	Qty	Filler Size	Qty
	E0000654	KIN Kitchen Base Oven Cabinet 600mm White	N/A	N/A	57 X 597	1
					128 X 597	1
	E0000655	KIN Kitchen Base Corner Cabinet LH 1050mm White	783 X 447	1	783 X 90	1
					783 X 70	1
	E0000656	KIN Kitchen Base Corner Cabinet RH 1050mm White	783 X 447	1	783 X 90	1
					783 X 70	1
DRAWER BASE CABINETS	Product Code	Product Description				
	E0000663	KIN Kitchen Drawer Base Cabinet 450mm White				
	E0000664	KIN Kitchen Drawer Base Cabinet 600mm White				



# FLATPAX - READY TO ASSEMBLE

## KINETIC RANGE



DRAWER BOX	Product Code	Product Description	D. Face Size	Qty
	E0000657	KIN Kitchen Draw Box Height 1 For Base Cabinet 450mm White	128 x 447	1
	E0000658	KIN Kitchen Draw Box Height 2 For Base Cabinet 450mm White	259 x 447	1
	E0000659	KIN Kitchen Draw Box Height 3 For Base Cabinet 450mm White	390 x 447	1
	E0000660	KIN Kitchen Draw Box Height 1 For Base Cabinet 600mm White	128 x 597	1
	E0000661	KIN Kitchen Draw Box Height 2 For Base Cabinet 600mm White	259 x 597	1
	E0000662	KIN Kitchen Draw Box Height 3 For Base Cabinet 600mm White	390 x 597	1



# FLATPAX - READY TO ASSEMBLE

## KINETIC RANGE



WALL CABINETS	Product Code	Product Description	Door Size	Qty	Filler Size	Qty
	E0000675	KIN Kitchen Wall Open Cabinet 200mm White	N/A	N/A	N/A	N/A
	E0000676	KIN Kitchen Wall Cabinet 300mm White	783 X 297	1	N/A	N/A
	E0000677	KIN Kitchen Wall Cabinet 450mm White	783 X 447	1	N/A	N/A
	E0000678	KIN Kitchen Wall Cabinet 600mm White	783 X 597	1	N/A	N/A
	E0000679	KIN Kitchen Wall Cabinet 900mm White	783 X 447	2	N/A	N/A
	E0000680	KIN Kitchen Wall Cabinet 1200mm White	783 X 597	2	N/A	N/A

# FLATPAX - READY TO ASSEMBLE

## KINETIC RANGE



WALL CABINETS	Product Code	Product Description	Door Size	Qty	Filler Size	Qty
	E0000775	KIN Kitchen Wall Flap Cabinet 450mm White	390 x 447	1	N/A	N/A
	E0000681	KIN Kitchen Wall Flap Cabinet 600mm White	390 x 597	1	N/A	N/A
	E0000682	KIN Kitchen Wall Flap Cabinet 900mm White	390 x 897	1	N/A	N/A
	E0000683	KIN Kitchen Wall Corner Cabinet LH 850mm White	783 X 447	1	783 x 90	1
					783 x 70	1
	E0000684	KIN Kitchen Wall Corner Cabinet RH 850mm White	783 X 447	1	783 x 90	1
					783 x 70	1



# FLATPAX - READY TO ASSEMBLE

## KINETIC RANGE

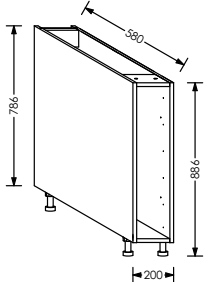
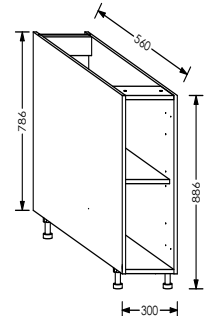
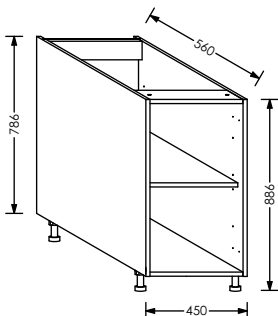
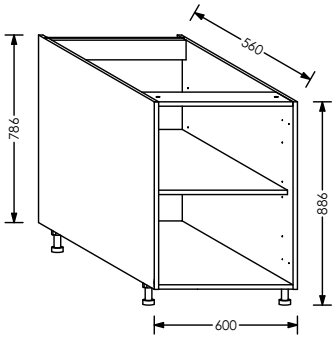
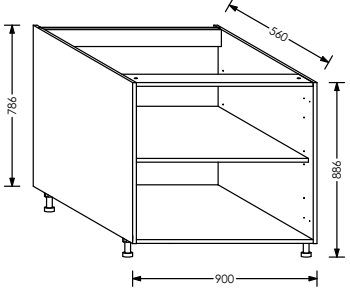
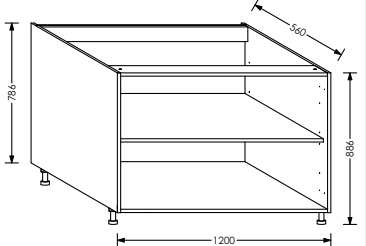


TALL CABINETS	Product Code	Product Description	Door Size	Qty	Filler Size	Qty
	E0000685	KIN Kitchen Tall Cabinet 450mm White	2093 X 447	1	N/A	N/A
	E0000686	KIN Kitchen Tall Cabinet 600mm White	2093 X 597	1	N/A	N/A
	E0000687	KIN Kitchen Tall Cabinet Oven 600mm White	652 X 597	1	N/A	N/A
			783 X 597	1	N/A	N/A
	E0000688	KIN Kitchen Tall Cabinet Micro 600mm White	783 X 597	2	59 X 597	1
	E0000869	KIN Kitchen Tall Cabinet Micro 600mm White	390 x 597	1	80 x 597	1
			652 x 597	1		

# FLATPAX - READY TO ASSEMBLE

## BLUM RANGE



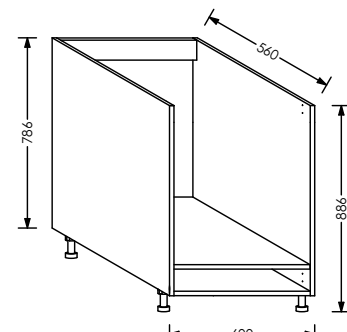
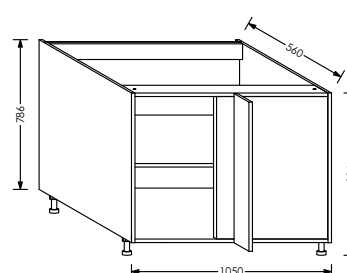
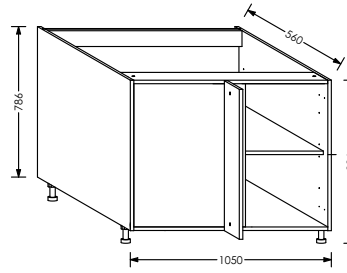
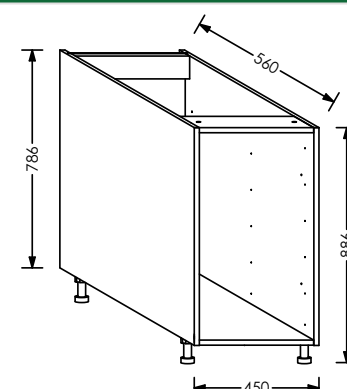
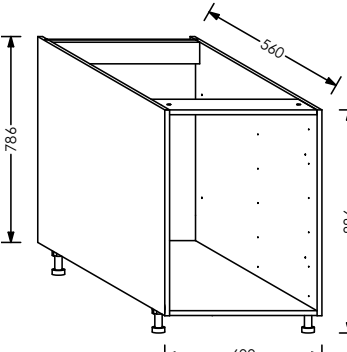
BASE CABINETS	Product Code	Product Description	Door Size	Qty	Filler Size	Qty
	E0000509	BLM Kitchen Base Cabinet 200mm White	783 X 197	1	N/A	N/A
	E0000285	BLM Kitchen Base Cabinet 300mm White	783 X 297	1	N/A	N/A
	E0000286	BLM Kitchen Base Cabinet 450mm White	783 X 447	1	N/A	N/A
	E0000287	BLM Kitchen Base Cabinet 600mm White	783 X 597	1	N/A	N/A
	E0000288	BLM Kitchen Base Cabinet 900mm White	783 X 447	2	N/A	N/A
	E0000289	BLM Kitchen Base Cabinet 1200mm White	783 X 597	2	N/A	N/A



# FLATPAX - READY TO ASSEMBLE

## BLUM RANGE



BASE CABINETS	Product Code	Product Description	Door Size	Qty	Filler Size	Qty
	E0000292	BLM Kitchen Base Oven Cabinet 600mm White	N/A	N/A	57 X 597	1
					128 X 597	1
	E0000290	BLM Kitchen Base Corner Cabinet LH 1050mm White	783 X 447	1	783 X 90	1
					783 X 70	1
	E0000291	BLM Kitchen Base Corner Cabinet RH 1050mm White	783 X 447	1	783 X 90	1
					783 X 70	1
DRAWER BASE CABINETS	Product Code	Product Description				
	E0000792	BLM Kitchen Drawer Base Cabinet 450mm White				
	E0000793	BLM Kitchen Drawer Base Cabinet 600 White				

# FLATPAX - READY TO ASSEMBLE

BLUM RANGE



DRAWER BASE CABINETS	Product Code	Product Description
	E0000794	BLM Kitchen Drawer Base Cabinet 900mm White
	E0000802	BLM Kitchen Drawer Base Cabinet Antaro / Legra 1200mm White

DRAWER BOX	Product Code	Product Description	D. Face Size	Qty
	E0000867	BLM Kitchen Tandem Drawer Box Height 2/3 for Base Cab 200 mm White	783 x 197	1
	E0000472	BLM Kitchen Tandem Draw Box Height 1 For Base / Tall Cabinet 450mm White	128 x 447	1
	E0000473	BLM Kitchen Tandem Draw Box Height 2 For Base Cabinet 450mm White	259 x 447	1
	E0000474	BLM Kitchen Tandem Draw Box Height 3 For Base / Tall Cabinet 450mm White	390 x 447	1

# FLATPAX - READY TO ASSEMBLE

BLUM RANGE



DRAWER BOX	Product Code	Product Description	D. Face Size	Qty
	E0000475	BLM Kitchen Tandem Draw Box Height 1 For Base / Tall Cabinet 600mm White	128 x 597	1
	E0000476	BLM Kitchen Tandem Draw Box Height 2 For Base Cabinet 600mm White	259 x 597	1
	E0000477	BLM Kitchen Tandem Draw Box Height 3 For Base / Tall Cabinet 600mm White	390 x 597	1
	E0000478	BLM Kitchen Tandem Draw Box Height 1 For Base Cabinet 900mm White	128 x 897	1
	E0000479	BLM Kitchen Tandem Draw Box Height 2 For Base Cabinet 900mm White	259 x 897	1
	E0000480	BLM Kitchen Tandem Draw Box Height 3 For Base Cabinet 900mm White	390 x 897	1



# FLATPAX - READY TO ASSEMBLE

## BLUM RANGE



WALL CABINETS	Product Code	Product Description	Door Size	Qty	Filler Size	Qty
	E0000510	BLM Kitchen Wall Open Cabinet 200mm White	N/A	N/A	N/A	N/A
	E0000293	BLM Kitchen Wall Cabinet 300mm White	783 X 297	1	N/A	N/A
	E0000294	BLM Kitchen Wall Cabinet 450mm White	783 X 447	1	N/A	N/A
	E0000295	BLM Kitchen Wall Cabinet 600mm White	783 X 597	1	N/A	N/A
	E0000296	BLM Kitchen Wall Cabinet 900mm White	783 X 447	2	N/A	N/A
	E0000856	BLM Kitchen Wall Cabinet 1200mm White	783 X 597	2	N/A	N/A

# FLATPAX - READY TO ASSEMBLE

## BLUM RANGE



WALL CABINETS	Product Code	Product Description	Door Size	Qty	Filler Size	Qty
	E0000776	BLM Kitchen Wall Flap Cabinet 450mm White	390 x 447	1	N/A	N/A
	E0000297	BLM Kitchen Wall Flap Cabinet 600mm White	390 x 597	1	N/A	N/A
	E0000298	BLM Kitchen Wall Flap Cabinet 900mm White	390 x 897	1	N/A	N/A
	E0000299	BLM Kitchen Wall Corner Cabinet LH 850mm White	783 X 447	1	783 x 90	1
					783 x 70	1
	E0000300	BLM Kitchen Wall Corner Cabinet RH 850mm White	783 X 447	1	783 x 90	1
					783 x 70	1

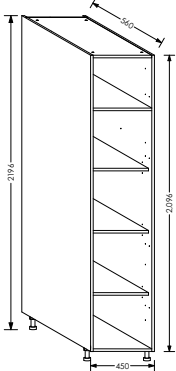
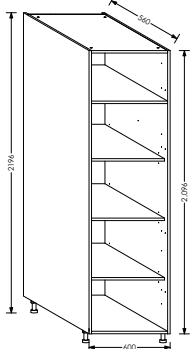
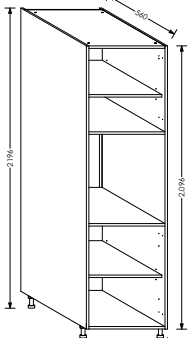
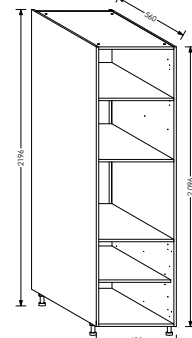




# FLATPAX - READY TO ASSEMBLE

BLUM RANGE

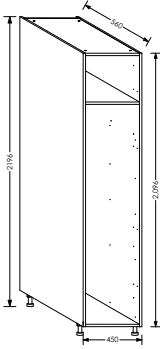
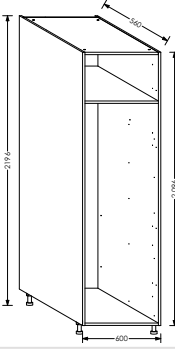
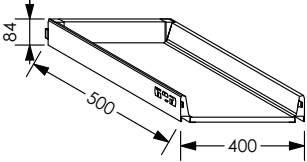
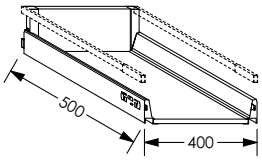
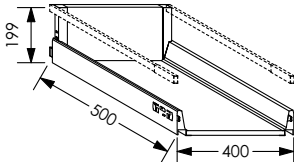
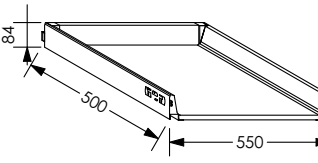
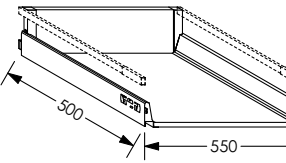
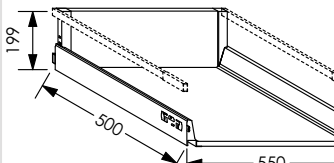


TALL CABINETS	Product Code	Product Description	Door Size	Qty	Filler Size	Qty
	E0000301	BLM Kitchen Tall Cabinet 450mm White	2093 X 447	1	N/A	N/A
	E0000302	BLM Kitchen Tall Cabinet 600mm White	2093 X 597	1	N/A	N/A
	E0000303	BLM Kitchen Tall Cabinet Oven 600mm White	652 X 597	1	N/A	N/A
			783 X 597	1	N/A	N/A
	E0000861	BLM Kitchen Tall Cabinet Micro 600mm White	783 X 597	2	59 X 597	1
	E0000871	BLM Kitchen Tall Cabinet Oven / Micro 600mm White	390 x 597	1	80 x 597	1
			652 x 597	1		

# FLATPAX - READY TO ASSEMBLE

## BLUM RANGE

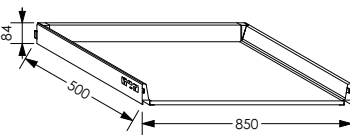
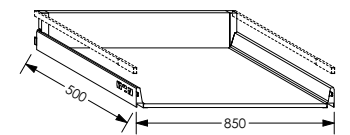
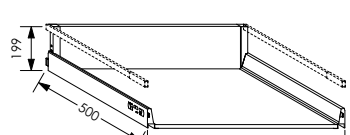
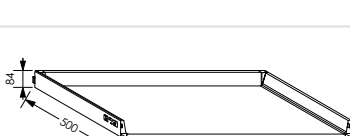

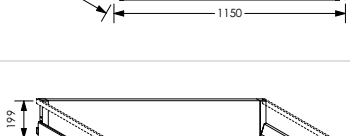


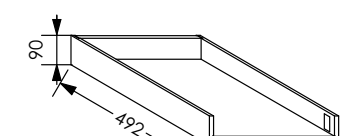
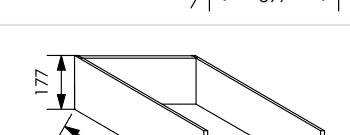
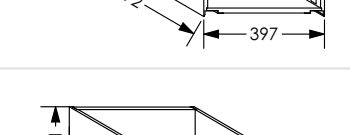
TALL DRAWER CABINETS	Product Code	Product Description	Door Size	Qty	Filler Size	Qty
	E0000799	BLM Kitchen Tall Drawer Cabinet 450mm White	2093 x 447	1	N/A	N/A
	E0000800	BLM Kitchen Tall Drawer Cabinet 600mm White	2093 x 597	1	N/A	N/A
ANTARO DRAWER BOX	Product Code	Product Description	D. Face Size		Qty	
	E0000810	BLM Kitchen Antaro Draw Box Height 1 For Base Cabinet 450mm White	128 x 447		1	
	E0000811	BLM Kitchen Antaro Draw Box Height 2 For Base Cabinet 450mm White	259 x 447		1	
	E0000812	BLM Kitchen Antaro Draw Box Height 3 For Base Cabinet 450mm White	390 x 447		1	
	E0000813	BLM Kitchen Antaro Draw Box Height 1 For Base Cabinet 600mm White	128 x 597		1	
	E0000814	BLM Kitchen Antaro Draw Box Height 2 For Base Cabinet 600mm White	259 x 597		1	
	E0000815	BLM Kitchen Antaro Draw Box Height 3 For Base Cabinet 600mm White	390 x 597		1	

# FLATPAX - READY TO ASSEMBLE

## BLUM RANGE



ANTARO DRAWER BOX	Product Code	Product Description	D. Face Size	Qty
	E0000816	BLM Kitchen Antaro Draw Box Height 1 For Base Cabinet 900mm White	128 x 897	1
	E0000817	BLM Kitchen Antaro Draw Box Height 2 For Base Cabinet 900mm White	259 x 897	1
	E0000818	BLM Kitchen Antaro Draw Box Height 3 For Base Cabinet 900mm White	390 x 897	1
	E0000819	BLM Kitchen Antaro Draw Box Height 1 For Base Cabinet 1200mm White	128 x 1197	1
	E0000820	BLM Kitchen Antaro Draw Box Height 2 For Base Cabinet 1200mm White	259 x 1197	1
	E0000821	BLM Kitchen Antaro Draw Box Height 3 For Base Cabinet 1200mm White	390 x 1197	1

LEGRA DRAWER BOX	Product Code	Product Description	D. Face Size	Qty
	E0000822	BLM Kitchen Legra Draw Box Height 1 For Base Cabinet 450mm White	128 x 447	1
	E0000823	BLM Kitchen Legra Draw Box Height 2 For Base Cabinet 450mm White	259 x 447	1
	E0000824	BLM Kitchen Legra Draw Box Height 3 For Base Cabinet 450mm White	390 x 447	1

# FLATPAX - READY TO ASSEMBLE

BLUM RANGE



LEGRA DRAWER BOX	Product Code	Product Description	D. Face Size	Qty
	E0000825	BLM Kitchen Legra Draw Box Height 1 For Base Cabinet 600mm White	128 x 597	1
	E0000826	BLM Kitchen Legra Draw Box Height 2 For Base Cabinet 600mm White	259 x 597	1
	E0000827	BLM Kitchen Legra Draw Box Height 3 For Base Cabinet 600mm White	390 x 597	1
	E0000828	BLM Kitchen Legra Draw Box Height 1 For Base Cabinet 900mm White	128 x 897	1
	E0000829	BLM Kitchen Legra Draw Box Height 2 For Base Cabinet 900mm White	259 x 897	1
	E0000830	BLM Kitchen Legra Draw Box Height 3 For Base Cabinet 900mm White	390 x 897	1
	E0000831	BLM Kitchen Legra Draw Box Height 1 For Base Cabinet 1200mm White	128 x 1197	1
	E0000832	BLM Kitchen Legra Draw Box Height 2 For Base Cabinet 1200mm White	259 x 1197	1
	E0000833	BLM Kitchen Legra Draw Box Height 3 For Base Cabinet 1200mm White	390 x 1197	1

# OUR BRANDS








# It's PG Bison.

Creating an environment that perfectly suits your purpose and your desires is quite an investment. Like any investment, a sure thing is preferable and a gamble is not something you want to take.

You want to be assured that your colour selection is contemporary but timeless. That the materials will last and last. That there's support and back up. It boils down to something more than choice. It's trust. Its confidence. Its PG Bison



Caldera™

Caraz™  
Peen

**NAIROBI**  
Kampala Road, Industrial Area

**MOMBASA**  
Lumumba Road, Mvita

☎ +254 709427000

☎ +254 742613289

✉ sales@pgbison.co.ke



**PG BISON**  
www.pgbison.co.ke