



It's
PG Bison.

PRODUCT CATALOGUE

March 2025

INDEX

Board Colour Guide	3
Particleboard	5
Oriented Strand Board (OSB)	9
Medium Density Fibre Board (MDF)	10
MDF Backers	11
MDF Backers Colour Match Guide	12
Edge Banding	13
Supamatt	17
Supagloss	18
PVC Foil Wrap	20
Hardware Fittings	
Cover Caps.....	22
Cabinet & Furniture Connectors.....	23
Cabinet Hanging Brackets.....	26
Runner Systems.....	28
Side Mount Slides.....	35
Under Mount Slides.....	36
Cabinet & Furniture Connectors.....	23
Hinges.....	38
Lift Systems.....	42
Screws.....	55
Drawer Dividers.....	55
Mat Liners & Protectors.....	55
Lock Systems.....	56
Push Open pins.....	56
Shelf Supports.....	57
Legs & Skirting	59
Gola Systems.....	63
Pull Out Storage Systems.....	65
Aluminium Door Systems.....	67
Sliding Door Systems.....	69
Blum Care Guide.....	85
Kinetic Care Guide.....	86
Brands.....	87

BOARD COLOUR GUIDE

RAW



WHITE





OSB




PLAIN 1






PLAIN 2





PLAIN 3



STONES







TEXTILES






BOARD COLOUR GUIDE





WOODGRAIN 1



WOODGRAIN 2



WOODGRAIN 3



VISIT OUR WEBSITE



Disclaimer : Colours may vary, please also refer to an actual sample

PARTICLEBOARD

MelaWood® is PG Bison's leading brand of melamine faced board, offering a range of globally inspired designs and finishes. It combines aesthetic appeal with functionality, providing a durable, 100% closed melamine-resin surface that offers superior protection.

Anti-Bacterial Protection - MelaWood® incorporates an anti-bacterial additive within its melamine resin, effectively eliminating bacteria that may settle on the surface within hours. This makes it ideal for hygiene-sensitive, high-traffic areas like healthcare facilities, offices, schools, restaurants, and retail spaces.

Durable and Easy to Maintain - The closed surface is resistant to scratches, moisture, and easy to clean with standard soap or alcohol-based disinfectants.

Long-lasting - The anti-bacterial properties are integral to the board, not just a surface coating, ensuring long-term effectiveness compared to porous materials like wood or stone.

How it's Made

MelaWood® is produced by bonding melamine-impregnated décor paper to both surfaces of a high-quality board using heat and pressure. This creates a robust, scratch-resistant surface. Exposed edges should be properly edged with suitable glue to prevent moisture damage.

Application

Ideal for medium duty vertical and light horizontal applications, such as freestanding and built-in cupboards, door and drawer frontals, carcasses and shelving, wall cladding and interior building elements, MelaWood® is perfect for kitchens, offices and shops.

MelaWood® is available in four fashionable surface finishes:

Fusion - natural, veneer look


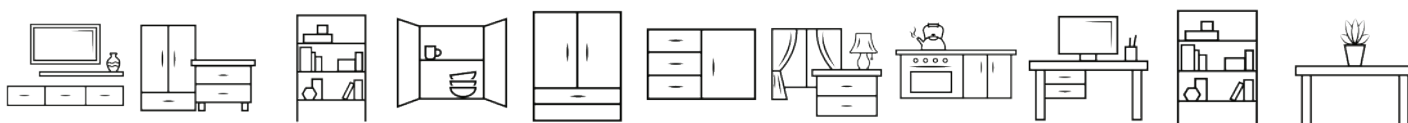
Linear - strong textured, straight wood grain

Natural Touch - velvety matte finish

Peen - textured, stipple effect

MelaWood® is available in a variety of designs and finishes to meet diverse needs, ensuring both aesthetic appeal and superior performance in numerous applications.

APPLICATIONS



PARTICLEBOARD

MELAWOOD

WHITE

Thickness	Sheet Code	SQM Code	Product Description		Finish
16mm	B0000083	E0000115	Super White	2750 x 1830 x 16mm PB	Peen
18mm	B0000088	E0000146	Super White	2750 x 1830 x 18mm PB	Peen
22mm	B0000269	E0001198	Super White	2750 x 1830 x 22mm PB	Peen

MELAMINE FACED PARTICLEBOARD - MELAWOOD

18mm

PLAIN 1

Decor	Sheet Code	SQM Code	Product Description		Finish
Cappuccino	B0000081	E0000125	Capuccino	2750 x 1830 x 18mm PB	Peen
Folkstone Grey	B0000074	E0000131	Folkstone Grey	2750 x 1830 x 18mm PB	Peen
Storm Grey	B0000085	E0000142	Storm Grey	2750 x 1830 x 18mm PB	Peen
Congo	B0000113	E0000127	Congo	2750 x 1830 x 18mm PB	Peen

PLAIN 2

Decor	Sheet Code	SQM Code	Product Description		Finish
Dunblane Grey	B0000230	E0000562	Dunblane Grey	2750 x 1830 x 18mm PB	Peen
Super Black	B0000087	E0000145	Super Black Peen	2750 x 1830 x 18mm PB	Peen
Petrol Blue	B0000112	E0000139	Petrol Blue	2750 x 1830 x 18mm PB	Peen
Super Black Linear	B0000079	E0000144	Super Black Linear	2750 x 1830 x 18mm PB	Linear
Iceberg White Linear	B0000260	E0000615	Iceberg White Linear	2750 x 1830 x 18mm PB	Linear

PLAIN 3

Decor	Sheet Code	SQM Code	Product Description		Finish
Caraz	B0000231	E0000563	Caraz	2750 x 1830 x 18mm PB	Peen
Kalapana	B0000229	E0000561	Kalapana	2750 x 1830 x 18mm PB	Peen
Kara Blu	B0000289	E0001477	Kara Blu	2750 x 1830 x 18mm PB	Peen
Muidan	B0000290	E0001478	Muidan	2750 x 1830 x 18mm PB	Peen
Naran	B0000288	E0001476	Naran	2750 x 1830 x 18mm PB	Peen



PARTICLEBOARD

MELAMINE FACED PARTICLEBOARD - MELAWOOD

18mm

TEXTILES

Decor	Sheet Code	SQM Code	Product Description	Finish
Armari Linen	B0000114	E0000120	Armari Linen 2750 x 1830 x 18mm PB	Fusion
Luca Polenta	B0000302	E0001509	Luca Polenta 2750 x 1830 x 18mm PB	Fusion
Luca Urban	B0000303	E0001510	Luca Urban 2750 x 1830 x 18mm PB	Fusion

STONES

Decor	Sheet Code	SQM Code	Product Description	Finish
Anchor Point	B0000226	E0000558	Anchor Point 2750 x 1830 x 18mm PB	Natural Touch
Napoca	B0000118	E0000157	Napoca 2750 x 1830 x 18mm PB	Fusion
Stonetown	B0000228	E0000559	Stonetown 2750 x 1830 x 18mm PB	Linear
Azzano	B0000301	E0001508	Azzano 2750 x 1830 x 18mm PB	Natural Touch
Caldera	B0000300	E0001507	Caldera 2750 x 1830 x 18mm PB	Natural Touch

WOODGRAIN 1

Decor	Sheet Code	SQM Code	Product Description	Finish
African Wenge	B0000070	E0000117	African Wenge 2750 x 1830 x 18mm PB	Fusion
American Walnut	B0000071	E0000118	American Walnut 2750 x 1830 x 18mm PB	Fusion
Black Cherry	B0000072	E0000121	Black Cherry 2750 x 1830 x 18mm PB	Natural Touch
Coimbra	B0000077	E0000126	Coimbra 2750 x 1830 x 18mm PB	Linear
Harvard Cherry	B0000084	E0000132	Harvard Cherry 2750 x 1830 x 18mm PB	Fusion
Shale Oak	B0000080	E0000141	Shale Oak 2750 x 1830 x 18mm PB	Natural Touch
Esperanza Oak	B0000100	E0000143	Esperanza Oak 2750 x 1830 x 18mm PB	Linear

WOODGRAIN 2

Decor	Sheet Code	SQM Code	Product Description	Finish
Lanza Oak	B0000101	E0000134	Lanza Oak 2750 x 1830 x 18mm PB	Natural Touch
Arden	B0000110	E0000119	Arden 2750 x 1830 x 18mm PB	Natural Touch
Haven	B0000107	E0000133	Haven 2750 x 1830 x 18mm PB	Fusion
Camden	B0000106	E0000124	Camden 2750 x 1830 x 18mm PB	Linear
Lockeport	B0000108	E0000135	Lockeport 2750 x 1830 x 18mm PB	Linear
Vardo	B0000109	E0000147	Vardo 2750 x 1830 x 18mm PB	Natural Touch
Calais	B0000117	E0000156	Calais 2750 x 1830 x 18mm PB	Linear

WOODGRAIN 3

Decor	Sheet Code	SQM Code	Product Description	Finish
Brookhill	B0000105	E0000122	Brookhill 2750 x 1830 x 18mm PB	Fusion
Treviso	B0000119	E0000158	Treviso 2750 x 1830 x 18mm PB	Fusion
Alegria	B0000296	E0001484	Alegria 2750 x 1830 x 18mm PB	Linear
Nosara	B0000295	E0001483	Nosara 2750 x 1830 x 18mm PB	Linear
Tunari	B0000294	E0001482	Tunari 2750 x 1830 x 18mm PB	Linear



PARTICLEBOARD

MELAMINE FACED PARTICLEBOARD - MELAWOOD

22mm

PLAIN 1

Decor	Sheet Code	SQM Code	Product Description	Finish
Folkstone Grey	B0000273	E0001078	Folkstone Grey 2750 x 1830 x 22mm PB	Peen
Storm Grey	B0000280	E0001465	Storm Grey 2750 x 1830 x 22mm PB	Peen
Congo	B0000284	E0001423	Congo 2750 x 1830 x 22mm PB	Peen

PLAIN 3

Kara Blu	B0000292	E0001480	Kara Blu 2750 x 1830 x 22mm PB	Peen
Muidan	B0000293	E0001481	Muidan 2750 x 1830 x 22mm PB	Peen
Naran	B0000291	E0001479	Naran 2750 x 1830 x 22mm PB	Peen

PATTERN 1

Decor	Sheet Code	SQM Code	Product Description	Finish
Napoca	B0000272	E0001077	Napoca 2750 x 1830 x 22mm PB	Fusion

WOODGRAIN 1

Decor	Sheet Code	SQM Code	Product Description	Finish
African Wenge	B0000277	E0001237	African Wenge 2750 x 1830 x 22mm PB	Fusion
Harvard Cherry	B0000268	E0001199	Harvard Cherry 2750 x 1830 x 22mm PB	Fusion
Brookhill	B0000285	E0001460	Brookhill 2750 x 1830 x 22mm PB	Fusion

WOODGRAIN 3

Decor	Sheet Code	SQM Code	Product Description	Finish
Brookhill	B0000285	E0001460	Brookhill 2750 x 1830 x 22mm PB	Fusion
Alegria	B0000299	E0001506	Alegria 2750 x 1830 x 22mm PB	Linear
Nosara	B0000298	E0001486	Nosara 2750 x 1830 x 22mm PB	Linear
Tunari	B0000297	E0001485	Tunari 2750 x 1830 x 22mm PB	Linear



ORIENTED STRAND BOARD

OSB (Oriented Strand Boards) are a versatile and essential material in construction, used for formwork, planking, installation panels, and as a decorative design element in furniture. Known for their rigidity, high bending strength, and resistance to water vapour diffusion, OSB boards are replacing plywood in many applications.

OSB 3 boards are flexible, strong, and suitable for a wide range of construction and design applications.

Key Features:

- Strong, stable, and sustainable
- Replaces plywood, especially in timber-framed houses and packaging industries
- Used instead of silica or plaster-based construction materials
- Made by bonding long timber strands with ECO resin in perpendicular layers
- High moisture resistance and load-bearing capacity

Advantages:

- Excellent processing capabilities
- High durability and resistance
- High load-bearing capacity
- High-performance material
- Structural strength

Applications:

- Interior design
- Billboard production
- Exhibitions (displays, stands, kiosks)
- Flooring base
- Framework for upholstered furniture
- Internal load-bearing cladding of walls, ceilings, and partitions
- Load-bearing wall sheathing
- Packaging
- Warehouse management (racks, fences, etc.)

OSB 2					
Thickness	Sheet Code	SQM Code	Product Description		Finish
12mm	B0000311	E0001549	OSB2	2440 x 1220 x 12mm OSB	Raw
18mm	B0000310	E0001550	OSB2	2440 x 1220 x 12mm OSB	Raw
OSB 3					18mm
Thickness	Sheet Code	SQM Code	Product Description		Finish
12mm	B0000262	E0000113	OSB3	2440 x 1220 x 12mm OSB	Raw
18mm	B0000270	E0000284	OSB3	2440 x 1220 x 12mm OSB	Raw



wall cladding




furniture framework



packaging



roof sheathing



shop fitouts



exhibition stands

MDF - MEDIUM DENSITY FIBREBOARD

SupaWood®

How It's Made

SupaWood® is crafted using advanced technology, where wood chips are ground into fibers and blended with resin. These fibers are then bonded together under heat and pressure, resulting in a premium-quality panel product.

Using SupaWood®

Engineered to be dense, stiff, and ultra-flat, SupaWood® offers exceptional structural strength. Its lack of grain structure ensures excellent machinability in any direction, making it ideal for shaping through moulding, routing, turning, and edge profiling.

With its homogeneous composition, SupaWood® delivers smooth edges, free from chips or voids, when cut or profiled. It can be fabricated and installed using standard joinery techniques and well-maintained woodworking tools, ensuring high-quality results.

SupaWood® features a smooth, fine surface perfect for spray painting and PVC wrap finishes, as well as staining, varnishing, or finishing with melamine-impregnated décor, high-pressure laminates, or veneer. Suitable for both domestic and commercial applications, SupaWood® is a versatile choice. However, it is not recommended for exterior use or environments with high moisture content.

APPLICATIONS



MDF - MEDIUM DENSITY FIBREBOARD

Dimensions : 2750mm x 1830mm [9' x 6']

PLAIN MDF - SUPAWOOD

Thickness	Sheet Code	SQM Code	Product Description		Finish
3mm	B0000049	E0000093	Plain	2750 x 1830 x 03mm MDF	Raw / Plain
6mm	B0000050	E0000094	Plain	2750 x 1830 x 06mm MDF	Raw / plain
9mm	B0000051	E0000095	Plain	2750 x 1830 x 09mm MDF	Raw / Plain
12mm	B0000043	E0000096	Plain	2750 x 1830 x 12mm MDF	Raw / Plain
18mm	B0000045	E0000099	Plain	2750 x 1830 x 18mm MDF	Raw / Plain
18mm	B0000044		Super White	2750 x 1830 x 18mm MDF	Single Faced MDF

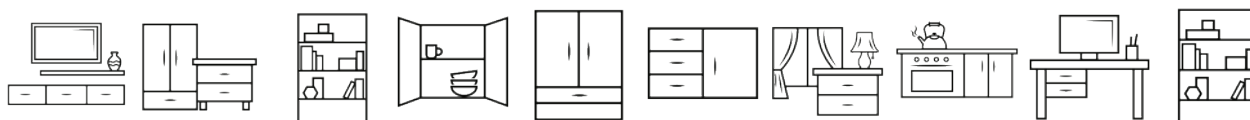


MDF BACKER - 3mm & 6mm

The thin MDF lacquered board is a highly flexible, 3mm fiberboard with a smooth, even surface. Thanks to innovative folding technology, it offers versatile applications. Available in a wide range of decorative finishes and made from sustainable materials, it is ideal for indoor use.

Applications

- Rear panels (shelves, sideboards, wardrobes)
- Drawers



3MM



6MM



Use the guide on the next page to match to our range of decor.

Disclaimer : Colours may vary, please also refer to an actual sample

MDF BACKERS 03mm				3mm
Decor	Sheet Code	SQM Code	Product Description	Finish
Super White	B0000017	E0000089	Super White 2750 x 1830 x 03mm MDF	Peen
Congo	B0000026	E0000075	Congo 2750 x 1830 x 03mm MDF	Peen
Cappuccino	B0000022	E0000073	Cappuccino 2750 x 1830 x 03mm MDF	Peen
Folkstone Grey	B0000018	E0000079	Folkstone Grey 2750 x 1830 x 03mm MDF	Peen
Storm Grey	B0000019	E0000086	Storm Grey 2750 x 1830 x 03mm MDF	Peen
MDF BACKERS 06mm				6mm
Decor	Sheet Code	SQM Code	Product Description	Finish
Super White	B0000276	E0001200	Super White 2750 x 1830 x 06mm MDF	Peen
Armari Linen	B0000309	E0001566	Armari Linen 2750 x 1830 x 06mm MDF	Fusion
Luca Polenta	B0000307	E0001514	Luca Polenta 2750 x 1830 x 06mm MDF	Fusion
Luca Urban	B0000308	E0001515	Luca Urban 2750 x 1830 x 06mm MDF	Fusion

MDF BACKER COLOUR MATCH GUIDE

NEW MDF BACKERS - COLOUR MATCH GUIDE			
PLAIN			
Decor	Sheet Code	SQM Code	Matching Boards
Super White	B0000017	E0000089	Cappuccino
			Arden
			Brookhill
			Esperanza Oak
			Naran
			Shale Oak
			Kara Blu
			Super White
Congo	B0000026	E0000075	Vardo
			Treviso
			Coimbra
			Congo
Storm Grey	B0000247	E0000623	Alegria
			Anchor Point
			Haven
			Lanza Oak
			Muidan
			Stonetown
			Storm Grey
			Tunari
Cappuccino	B0000251	E0000627	Anchor Point
			Haven
			Lanza Oak
			Nosara
			Cappuccino
Folkstone Grey	B0000253	E0000629	Folkstone Grey
			Black Cherry
			Calais
			Lockeport
PATTERN			
Decor	Sheet Code	SQM Code	Matching Boards
Armari Linen	B0000243	E0000619	Armari Linen
Luca Polenta	B0000244	E0000620	Luca Polenta
Luca Urban	B0000248	E0000624	Luca Urban


EDGE BANDING

Edge banding is employed to cover the exposed edges of materials like particle board or MDF, providing the visual appeal of solid or more premium materials.

- Highly durable, offering resistance to external damage and impacts.
- Aesthetically pleasing, featuring impeccable designs and an impressive finish.
- Versatile, with a wide range of colours that seamlessly complement our particleboards.
- Customizable options, including smooth, textured, high-gloss, and wood grain finishes.
- Exceptional bonding quality, enhanced with a back primer coating for superior adhesion.
- UV resistant, ensuring long-lasting colour without fading.
- Scratch-resistant, maintaining a pristine appearance over time.

Why Use Edging?

- Protects the board: Safeguards it from damage and wear.
- Prevents moisture ingress: Helps to seal the edges, preventing moisture absorption.
- Enhances aesthetics: Provides a polished, finished look that elevates the overall appearance.
- Reduces chipping: Minimizes the risk of board damage and chipping over time.



EDGE BANDING - 0.4mm x 22mm

WHITE

Decor	Product Description	Product Code
Super White	Super White Edging 0.4mm x 22mm	D0000045

EDGE BANDING - 0.8mm x 22mm

WHITE

Decor	Product Description	Product Code
Super White	Super White Edging 0.8mm x 22mm	D0000061

PLAIN

Decor	Product Description	Product Code
Capuccino	Capuccino Edging 0.8mm x 22mm	D0000065
Caraz	Caraz Edging 0.8mm x 22mm	D0000319
Congo	Congo Edging 0.8mm x 22mm	D0000125
Dunblane Grey	Dunblane Grey Edging 0.8mm x 22mm	D0000320
Folkstone Grey	Folkstone Grey Edging 0.8mm x 22mm	D0000058
Kalapana	Kalapana Edging 0.8mm x 22mm	D0000321
Petrol Blue	Petrol Blue Edging 0.8mm x 22mm	D0000123
Storm Grey	Storm Grey Edging 0.8mm x 22mm	D0000059
Super Black	Black Edging 0.8mm x 22mm	D0000056
Iceberg White	Iceberg White Edging 0.8mm x 22mm	D0000165
Shale Oak	Shale Oak Edging 0.8mm x 22mm	D0000064
Treviso	Treviso Edging 0.8mm x 22mm	D0000138
Tunari	Tunari Edging 0.8mm x 22mm	D0000472
Vardo	Vardo Edging 0.8mm x 22mm	D0000117

EDGE BANDING

WOODGRAIN			
Decor	Product Description		Product Code
African Wenge	African Wenge Edging	0.8mm x 22mm	D0000063
American Walnut	American Walnut Edging	0.8mm x 22mm	D0000054
Alegria	Alegria Edging	0.8mm x 22mm	D0000476
Arden	Arden Edging	0.8mm x 22mm	D0000119
Black Cherry	Black Cherry Edging	0.8mm x 22mm	D0000055
Brookhill	Brookhill Edging	0.8mm x 22mm	D0000109
Calais	Calais Edging	0.8mm x 22mm	D0000134
Camden	Camden Edging	0.8mm x 22mm	D0000111
Coimbra	Coimbra Edging	0.8mm x 22mm	D0000067
Esperanza Oak	Esperanza Oak Edging	0.8mm x 22mm	D0000087
Harvard Cherry	Harvard Cherry Edging	0.8mm x 22mm	D0000062
Haven	Haven Edging	0.8mm x 22mm	D0000113
Lanza Oak	Lanza Oak Edging	0.8mm x 22mm	D0000086
Lockeport	Lockeport Edging	0.8mm x 22mm	D0000115
Nosara	Nosara Edging	0.8mm x 22mm	D0000474
Shale Oak	Shale Oak Edging	0.8mm x 22mm	D0000064
Treviso	Treviso Edging	0.8mm x 22mm	D0000138
Tunari	Tunari Edging	0.8mm x 22mm	D0000472
Vardo	Vardo Edging	0.8mm x 22mm	D0000117

PATTERN			
Decor	Product Description		Product Code
Anchor Point	Anchor Point Edging	0.8mm x 22mm	D0000324
Azzano	Azzano SMT Edging	0.8mm x 22mm	D0000340
Armari Linen	Armari Linen Edging	0.8mm x 22mm	D0000127
Caldera	Caldera SMT Edging	0.8mm x 22mm	D0000349
Luca Polenta	Luca Polenta Edging	0.8mm x 22mm	D0000478
Luca Urban	Luca Urban Edging	0.8mm x 22mm	D0000479
Napoca	Napoca Edging	0.8mm x 22mm	D0000142

EDGE BANDING

EDGE BANDING - 0.8mm x 29mm

WHITE

Decor	Product Description	Product Code
Super White	Super White Edging 0.8mm x 29mm	D0000371

PLAIN

Decor	Product Description	Product Code
Cappuccino	Cappuccino Edging 0.8mm x 29mm	D0000375
Caraz	Caraz Edging 0.8mm x 29mm	D0000400
Congo	Congo Edging 0.8mm x 29mm	D0000392
Dunblane Grey	Dunblane Grey Edging 0.8mm x 29mm	D0000401
Folkstone Grey	Folkstone Grey Edging 0.8mm x 29mm	D0000368
Kalapana	Kalapana Edging 0.8mm x 29mm	D0000402
Kara Blu	Kara Blu Edging 0.8mm x 29mm	D0000471
Iceberg White	Iceberg White Edging 0.8mm x 29mm	D0000366
Muidan	Muidan Edging 0.8mm x 29mm	D0000468
Naran	Naran Edging 0.8mm x 29mm	D0000466
Petrol Blue	Petrol Blue Edging 0.8mm x 29mm	D0000391
Storm Grey	Storm Grey Edging 0.8mm x 29mm	D0000369
Super Black	Black Edging 0.8mm x 29mm	D0000367
Iceberg White	Iceberg White Edging 0.8mm x 29mm	D0000366

WOODGRAIN

Decor	Product Description	Product Code
African Wenge	African Wenge Edging 0.8mm x 29mm	D0000373
Alegria	Alegria Edging 0.8mm x 29mm	D0000477
American Walnut	American Walnut Edging 0.8mm x 29mm	D0000407
Arden	Arden Edging 0.8mm x 29mm	D0000390
Armari	Armari Linen Edging 0.8mm x 29mm	D0000393
Black Cherry	Black Cherry Edging 0.8mm x 29mm	D0000406
Brookhill	Brookhill Edging 0.8mm x 29mm	D0000385
Calais	Calais Edging 0.8mm x 29mm	D0000394
Camden	Camden Edging 0.8mm x 29mm	D0000386
Coimbra	Coimbra Edging 0.8mm x 29mm	D0000377
Esperanza Oak	Esperanza Oak Edging 0.8mm x 29mm	D0000382
Harvard Cherry	Harvard Cherry Edging 0.8mm x 29mm	D0000372
Haven	Haven Edging 0.8mm x 29mm	D0000387
Lanza Oak	Lanza Oak Edging 0.8mm x 29mm	D0000381
Lockeport	Lockeport Edging 0.8mm x 29mm	D0000388
Nosara	Nosara Edging 0.8mm x 29mm	D0000475
Shale Oak	Shale Oak Edging 0.8mm x 29mm	D0000374
Tunari	Tunari Edging 0.8mm x 29mm	D0000473
Treviso	Treviso Edging 0.8mm x 29mm	D0000396
Vardo	Vardo Edging 0.8mm x 29mm	D0000389
Verzasca Oak	Verzasca Oak Edging 0.8mm x 29mm	D0000380

EDGE BANDING

EDGE BANDING - 0.8mm x 29mm

PATTERN			
Decor	Product Description		Product Code
Anchor Point	Anchor Point Edging	0.8mm x 29mm	D0000405
Armari Linen	Armari Linen Edging	0.8mm x 29mm	D0000393
Napoca	Napoca Edging	0.8mm x 29mm	D0000398
Stonetown	Stonetown Edging	0.8mm x 29mm	D0000403

EDGE BANDING - 0.8mm x 50mm

WHITE			
Decor	Product Description		Product Code
Super White	Super White Edging	0.8mm x 50mm	D0000153

SUPAMATT EDGE BANDING - 0.8mm x 22mm

WHITE			
Decor	Product Description		Product Code
Iceberg White	Iceberg White SMT Edging	0.8mm x 22mm	D0000343
PLAIN			
Decor	Product Description		Product Code
Dunblane Grey	Dunblane Grey SMT Edging	0.8mm x 22mm	D0000346
Congo	Congo SMT Edging	0.8mm x 22mm	D0000347
Storm Grey	Storm Grey SMT Edging	0.8mm x 22mm	D0000341
Super Black	Super Black SMT Edging	0.8mm x 22mm	D0000353
Caraz	Caraz SMT Edging	0.8mm x 22mm	D0000344

SUPAGLOSS EDGE BANDING - 0.8mm x 22mm

WHITE			
Decor	Product Description		Product Code
Iceberg White	Iceberg White SG Edging	0.8mm x 22mm	D0000090
PLAIN			
Decor	Product Description		Product Code
Super Black	Super Black SG Edging	0.8mm x 22mm	D0000089
Storm Grey	Storm Grey SG Edging	0.8mm x 22mm	D0000128
Folkstone Grey	Folkstone Grey SG Edging	0.8mm x 22mm	D0000129
Congo	Congo SG Edging	0.8mm x 22mm	D0000131
Petrol Blue	Petrol Blue SG Edging	0.8mm x 22mm	D0000132
Cappuccino	Cappuccino SG Edging	0.8mm x 22mm	D0000092
Dunblane Grey	Dunblane Grey SG Edging	0.8mm x 22mm	D0000335
Muidan	Muidan SG Edging	0.8mm x 22mm	D0000469

SUPAMATT

MELAWOOD SUPAMATT

PG Bison brings the latest in world trends to your doorstep with MelaWood® SupaMatt™.

MelaWood® SupaMatt™ has a soft, silky-smooth and sophisticated finish, adding a sense of elegance to any setting. This luxurious ultra-matt experience is for use in vertical applications only.

Although matt surfaces can be prone to showing fingerprints, MelaWood® SupaMatt™ incorporates leading technology to reduce the visibility of such fingerprints under normal, day-to-day conditions.



How it's made

Sophisticated technology is used to produce MelaWood® SupaMatt™. A hot coated polyurethane (PUR) is applied to MelaWood® with a SupaWood® core, before the uppermost coating is matted using the latest technology, specialised Excimer lamps and cured with ultraviolet (UV) light.

MelaWood® SupaMatt™ is supplied with a protective film to shield the matt face during handling and processing, so your finished product can arrive on site looking as good as you intended. The reverse side is a matching décor in NATURAL TOUCH finish.

For that luxurious touch and exclusive look, MelaWood® SupaMatt™ is your premium matt surface.

APPLICATIONS



SUPAMATT

Decor	Sheet Code	SQM Code	Product Description
WHITE			
Iceberg White	B0000214	E0000573	18 SMT MDF Iceberg White
PLAIN			
Caraz	B0000213	E0000570	18 SMT MDF Caraz
Congo	B0000206	E0000566	18 SMT MDF Congo
Dunblane Grey	B0000207	E0000584	18 SMT MDF Dunblane Grey
Muidan	B0000305	E0001512	18 SMT MDF Muidan
Naran	B0000306	E0001513	18 SMT MDF Naran
Storm Grey	B0000209	E0000568	18 SMT MDF Storm Grey
Super Black	B0000210	E0000569	18 SMT MDF Super Black

SUPAGLOSS

MELAWOOD
SUPAGLOSS

Making use of state-of-the-art, patented technologies, MelaWood® SupaGloss™ gives you a high-end, desirable, and hard-wearing gloss decorative finish.

How it's made




Hot coated polyurethane (PUR) is applied to MelaWood® with a SupaWood® core and then cured using ultraviolet (UV) light, producing a durable, high gloss surface with good wear and scratch resistance.

This technology also gives MelaWood® SupaGloss™ its consistent stability and visual depth. You can work in confidence knowing your finished product will look superb.

Manufactured by PG Bison, to international standards, MelaWood® SupaGloss™ gives you the assurance of a dependable, readily available product, consistent in colour and surface finish. You never have to worry about one batch of board not matching the next or the possibility of discolouration.

With matching decor in a PEEN finish on the reverse side, MelaWood® SupaGloss™ is supplied with a protective film to shield the gloss face during handling and processing, so your finished product can arrive on site looking as good as you intended.

APPLICATIONS



18mm UV HIGH GLOSS COLOUR RANGE

Decor	Sheet Code	SQM Code	Product Description
WHITE			
Iceberg White	B0000054	E0000057	18 SG MDF Iceberg White
PLAIN			
Super Black	B0000056	E0000047	18 SG MDF Super Black
Storm Grey	B0000065	E0000050	18 SG MDF Storm Grey
Folkstone Grey	B0000066	E0000051	18 SG MDF Folkstone Grey
Congo	B0000069	E0000053	18 SG MDF Congo
Petrol Blue	B0000068	E0000054	18 SG MDF Petrol Blue
Cappuccino	B0000057	E0000055	18 SG MDF Cappuccino
Dunblane Grey	B0000220	E0000552	18 SG MDF Dunblane Grey
Muidan	B0000304	E0001511	18 SG MDF Muidan



PVC FOIL WRAP

Sold per SQ MTR Only

PRESSFORM
3D laminated mdf

Pressform 3D laminate films are designed for lamination onto CNC machine-routed and profiled MDF panels using a thermoforming process. These films allow for the creation of 3D designs on the panel face while simultaneously laminating all four sides, eliminating the need for edge banding.

Pressform 3D laminate MDF panels combine innovative technology with exceptional durability, offering versatile solutions for both residential and commercial applications. They are ideal for a variety of applications, including: kitchen, vanity, and wardrobe door frontals, wall paneling, internal doors, furniture components, retail interiors, hospitality, and office spaces.

The decorative films used in the production process have excellent mechanical resistance, light fastness, and stain resistance. The materials have outstanding dimensional stability and are resistant to temperatures commonly found in kitchen environments. The surface of the film is coated with a scratch-resistant lacquer that protects the material in use and helps withstand wear and tear.

Advantages:

- Stain resistance
- Temperature resistance for kitchen environments
- Limitless 3D patterns and colours
- Latest technology for vacuum/membrane and thermoforming
- High-precision CNC routing
- Premium German films
- Superior bonding and surface quality

APPLICATIONS



AVAILABLE DESIGNS




gable



regal



linea



9 square



double colony



nordic



euro square



colony



liberty



quartz



galleria



euro cottage



flat shaker



squareline



duo line



ethnic



momo



flute

PVC FOIL WRAP

Sold per SQ MTR Only

PRESS **FORM**
3D laminated mdf



Disclaimer : Colours may vary, please also refer to an actual sample

18mm PVC FOIL WRAP

Decor	Product Code	Product Description
PLAIN		
Alpine	E0000010	Alpine Wrp
White Grey	E0000011	White Grey Wrp
Fjord	E0000015	Fjord Wrp
Clay Grey	E0000579	Clay Grey Wrp
Onyx Grey	E0000014	Onyx Grey Wrp
Smoke Blue	E0000580	Smoke Blue Wrp
Fir Green	E0001556	Fir Green Wrp
Marine Blue	E0001558	Marine Blue Wrp
Tuscan Red	E0001638	Tuscan Red Wrp
PLAIN ASH		
Light Grey Ash	E0000008	Light Grey Ash Wrp
Serena White	E0000019	Serena Oak White Wrp
Reed Green	E0001560	Reed Green Wrp
Pearl Grey	E0001562	Pearl Grey Wrp
Black	E0001634	Black Wrp
Indigo Blue	E0001636	Indigo Blue Wrp
WOODGRAIN		
Amati PD	E0000001	Amati PD Wrp
Tiepolo	E0000002	Tiepolo Wrp
Amati PC	E0000003	Amati PC Wrp
Oak Delight	E0000021	Oak Delight Wrp

HARDWARE & FITTINGS

SCREW COVER CAPS

PLAIN - 16mm Ø		
Decor	Product Code	Product Description
Biskra / Caraz / Petrol Blue	A0000698	Caraz / Biskra / Petrol Blue Cover Cap 20 / sheet
Dunblane Grey	A0000697	Dunblane Grey Cover Cap 20 / sheet
Storm Grey / Kalapana	A0000695	Storm Grey / Kalapana Cover Cap 20 / sheet
Congo	A0000696	Congo Cover Cap 20 / Sheet
Super White	A0000703	Super White Cover Cap 20 / sheet
WOODGRAIN - 16mm Ø		
Decor	Product Code	Product Description
Arden / Esperanza Oak / Shale Oak	A0000699	Shale Oak / Esperanza / Arden Cover Cap 20 / sheet
Brookhill	A0000693	Brookhill Cover Cap 20 / sheet
Camden	A0000700	Camden Cover Cap 20 / sheet
Lockeport	A0000694	Lockeport Cover Cap 20 / sheet
Vardo	A0000701	Vardo Cover Cap 20 / sheet
American Walnut	A0000702	American Walnut Cover Cap 20 / sheet
PATTERN - 16mm Ø		
Decor	Product Code	Product Description
Anchor Point	A0000690	Anchor Point Cover Cap 20 / sheet
Armari Linen	A0000704	Armari Linen Cover Cap 20 / sheet
Stonetown	A0000692	Calais / Stonetown Cover Cap 20 / sheet
WHITE - 14mm Ø		
Decor	Product Code	Product Description
Super White	D0000013	Screw Cap Super White 50 / sheet
PLAIN - 14mm Ø		
Decor	Product Code	Product Description
Capuccino	D0000017	Screw Cap Capuccino 50 / sheet
Folkstone Grey	D0000016	Screw Cap Folkstone Grey 50 / sheet
Storm Grey	D0000002	Screw Cap Storm Grey 50 / sheet
Super Black	D0000021	Screw Cap Black 50 / sheet
WOODGRAIN - 14mm Ø		
Decor	Product Code	Product Description
African Wenge	D0000015	Screw Cap African Wenge 50 / sheet
Black Cherry	D0000001	Screw Cap Black Cherry 50 / sheet
Calais	D0000024	Screw Cap Calais 50 / sheet
Coimbra	D0000018	Screw Cap Coimbra 50 / sheet
Harvard Cherry	D0000006	Screw Cap Harvard Cherry 50 / sheet
Haven	D0000155	Screw Cap Haven 50 / sheet
Lanza Oak	D0000010	Screw Cap Lanza Oak 50 / sheet
Shale Oak	D0000004	Screw Cap Shale Oak 50 / sheet
Treviso	D0000025	Screw Cap Treviso 50 / sheet
PATTERN - 14mm Ø		
Decor	Product Code	Product Description
Napoca	D0000022	Screw Cap Napoca 50 / sheet

HARDWARE & FITTINGS

CABINET & FURNITURE CONNECTORS











CABINET & FURNITURE CONNECTORS	Product Code	Product Description	More Info
	A0000028	Steel Corner 20 x 20mm	Perfect for reinforcing right angle corner joints, such as book shelves, chair corner, table leg, bed, cupboard, even drawers.
	A0000313	Steel Corner Brace Fitting 32 x 32mm	Easy to Install - Just use screwdriver or electric drill to fix the bracket Wide Application- The right angle brackets can be used in a variety of wood furniture fixation, serve as a corner connected, like building frame, fastening chair, table, drawer, window, shelf, furniture, dresser, wood etc.
	A0000314	Steel L Type Brace Fitting 65 x 65mm	
	A0001209	Straight Connector Plate 58 x 30 x 2.0mm	
	A0000431	Glass Clip Pin 3.3mm	Fastener to make furniture parts stay firm. Easy to install with screws. Specially designed with straight shape.
	A0000639	Cabinet Connecting Screw Kit	Very useful for you to install glass, mirrors or other panel on cabinets, doors, walls or other places easily. Hold the glass in place and keep them from moving and rattling. The clips are clear, they are not eye-catching, won't affect the overall beauty of the cabinet and door.
	A0000466	Panelvit Screw Flat Head D4 x 31mm	High quality connectors to hold 2 cabinets in place
	A0000671	Corner Brace White Plastic Fitting Small	High quality connectors to hold cabinets and end panels in place
	A0000672	Corner Brace White Plastic Fitting Large	Ideal fastener to make furniture parts stay firmly, widely used to reinforce or repair right angle corner joints of shelves, closets, cupboards, drawers, windows, frames, boxes, chest, cabinet etc. furniture.

HARDWARE & FITTINGS

CABINET & FURNITURE CONNECTORS












CABINET & FURNITURE CONNECTORS	Product Code	Product Description	More Info
	A0000479	In Frame Door Bracket	Easy to Install - Just use screwdriver or electric drill to fix the bracket Wide Application- The right angle brackets can be used in a variety of wood furniture fixation, serve as a corner connected, like building frame, fastening chair, table, drawer, window, shelf, furniture, dresser, wood etc.
	A0000053	Cable Management Black	Great way to keep your desk looking tidy, professional, and clutter-free. Simply place this cover over the hole in your desk and feed cables and wires through the organiser to stay powered.
	A0000056	Cable Management Silver	
	A0000088	H Profile Backer Connector 3000mm	Flexible plastic for joining boards side by side.
	A0000487	Door Buffer K Flex D8 Grey	Great for adding to cabinets, drawers, and doors throughout your home to help limit the amount of noise made when closing while also reducing the damage created.
	A0000961	Sliding Door Divider Profile 3000mm	Used to separate two or three boards in a panel for aesthetic purposes.
	A0001205	Divider Clamp Fitting Black	Ideal for workspace partitioning. Compatible with table thickness of 12mm - 20mm. Offers a minimalist approach to dividing your table space while maintaining a sleek and modern aesthetic.
	A0001206	Divider Clamp Fitting White	Table partition for workspace organization. Compatible with table thickness of 12mm - 20mm. The white texture finish complements a variety of interior styles.

HARDWARE & FITTINGS

CABINET & WARDROBE RAILS








CABINET & WARDROBE RAILS	Product Code	Product Description	More Info
	A0000747	Wardrobe Rail Oval HA Silver 3000mm	Ideal solution for a hanging rail inside wardrobes, closets and cupboards Can be cut to desired lengths
	A0000803	Wardrobe Rail Round HA Silver 3000mm	Ideal solution for a hanging rail inside wardrobes, closets and cupboards Can be cut to desired lengths
	A0000050	Round Rail Support	Ideal for hanging the round wardrobe rail from the inside of a cabinet
	A0000051	Oval Rail Support	Ideal for hanging the oval wardrobe rail from the inside of a cabinet
	A0000673	Round Rail Centre Support Round	Used widely in wardrobes to add support to long wardrobe rails.
	A0000674	Oval Rail Centre Support Nickel	Used widely in wardrobes to add support to long wardrobe rails.
	A0000675	Oval Rail End Support Nickel	Used widely in bathroom, bedroom and kitchen for towel bar or clothes hanging bar.
	A0001082	Wardrobe Rail Oval HA Black 3000mm	Ideal solution for a hanging rail inside wardrobes, closets and cupboards Can be cut to desired lengths
	A0001083	Wardrobe Rail Round HA Black 3000mm	Ideal solution for a hanging rail inside wardrobes, closets and cupboards Can be cut to desired lengths

HARDWARE & FITTINGS

CABINET & WARDROBE RAILS



CABINET & WARDROBE RAILS	Product Code	Product Description	More Info
	A0001081	Round Rail Support Black	Ideal for hanging the round wardrobe rail from the inside of a cabinet
	A0001080	Oval Rail Support Black	Ideal for hanging the oval wardrobe rail from the inside of a cabinet
	A0001084	Shelf Edge Profile HA Silver 4.1Mt	<p>Suitable for 18 mm thick wooden shelves. The aluminium profile trims the shelf to give a modern look</p> <p>Also provides reinforcing of the shelves avoiding bending of wider shelves - fitted to the front and rear edge of the shelf</p> <p>Easy to install, simply snaps into place</p> <p>Cut to size</p>
	A0001085	Shelf Edge Profile HA Black 4.1Mt	
 	A0000987	Cantenaria Profile HA 3.9 Mt	<p>Used to strengthen a furniture base. Cabinets built with the profile are extremely durable, stronger and provide easier and safer handling as well as giving a modern flair</p> <p>Easy to manage: profiles are to be cut to size and plastic accessories are designed to complete the assembly.</p> <p>Can be fixed at both the frontal and in the rear part of the cabinet.</p>
	A0000609	Clips and Fixing Plate For Cantenaria Profile	

HARDWARE & FITTINGS

CABINET HANGING BRACKETS








CABINET HANGING BRACKETS	Size(mm)	Product Code	Product Description	More Info
	60mm	A0000306	Screw Nail in Anchor 8 x 60mm Yellow	<p>Premium quality material to ensure strength and wear resistance.</p> <p>Widely applicable and can be used to secure hanging objects with confidence.</p>
	80mm	A0000307	Screw Nail in Anchor 8 x 80mm Yellow	

HARDWARE & FITTINGS

CABINET HANGING BRACKETS



CABINET HANGING BRACKETS	Product Code	Product Description	More Info
	A0001154	Shelf Support 14 x 165 Brown	Premium quality material to ensure strength and wear resistance. Widely applicable and can be used to secure hanging objects with confidence.

CABINET HANGING BRACKETS	Product Code	Product Description	More Info
	A0000655	APC1 Wall Cabinet Hanger Kit	APC1 is a two-handed invisible screw fixing cabinet hanger. APC1 requires a simple installation, without any pre-drilling operations. It can be installed on cabinets with a minimum sanitary gap of 16 mm. The adjustments can be carried out from the inside of the cabinet by using a standard PZ2 screwdriver.
	A0000954	APC6 Hanger Kit	APC6 is a two-handed invisible cabinet hanger. APC6 can be installed on cabinets with side panels of minimum 16 mm. APC6 allows a vertical adjustment up to 18mm and an in-depth adjustment of maximum 31 mm.
	A0000575	Anti Tip Safety Strap	Heavy duty anchor straps Wide application Can be used to reinforce wardrobes, dressers, cabinets and any other heavy furniture.
	A0000524	Concealed Hanger Bracket 35mm with hook	Concealed hanging bracket is for fixing mirrors, panels and small wall cabinets. It is slotted into the rear panel. A hole in the top edge allows to align brackets vertically, by using a cross screwdriver. Capacity loading for mirrors and panels is 80kgs per pair.





HARDWARE & FITTINGS

RUNNER SYSTEMS






METAL BOX SLIDES

	Size(mm)	Product Code	Product Description	More Info
	400	A0000970	Metal Box Drawer Slides 86mm x 400mm - Cream	They can replace the common drawers in your kitchen and wardrobes.
	400	A0000967	Metal Box Drawer Slides 150mm x 400mm - Cream	

RUNNER SYSTEMS

DTC



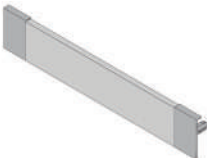



MAGIC STAR	Product Code	Product Description	More Info
	A0001188	MAGIC STAR Low Runner System 500mm	Concealed, full extension drawer system. Has a load capacity of 40kg. Three dimensional adjustment: up and down, left and right, and tilt adjustment. Has silent and effortless closing. Tool free assembly and removal of drawer.
	A0001189	MAGIC STAR High Runner System 500mm	
	A0001190	MAGIC STAR Super High Runner System 500mm	

HARDWARE & FITTINGS

RUNNER SYSTEMS






MAGIC STAR	Product Code	Product Description	More Info
	A0001216	MAGIC STAR Low Inner Runner System 500mm	Concealed, full extension Inner Runner system. Has a load capacity of 40kg. Two dimensional adjustment: up and down adjustment, and tilt adjustment. Has silent and effortless closing. Tool free assembly and removal of drawer.
	A0001217	MAGIC STAR High Inner Runner System 500mm	
	A0001191	MAGIC STAR Inner Front Section	Solid front part of inner pull out drawers.
	A0001192	MAGIC STAR Cross Rail	Narrow gallery rail used in in inner pull out drawers



HARDWARE & FITTINGS

RUNNER SYSTEMS






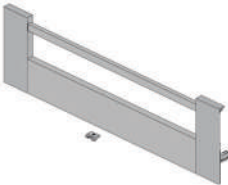


TANDEMBOX - M		Product Code	Product Description	
	A0000446	TANDEMBOX Antaro Drawer M Orion Grey 500mm Kit	Concealed, guided full extension - unsurpassed running action - for the lifetime of the furniture. Tool free front assembly Two dimensional front adjustment in the drawer side Includes intergrated BLUMOTION for silent and effortles closing and handle free cabinets	
	A0000488	TANDEMBOX Antaro TIP ON BLUMOTION Drawer M Orion Grey 500mm Kit	Concealed, guided full extension - unsurpassed running action - for the lifetime of the furniture. Tool free front assembly Two dimensional front adjustment in the drawer side Includes intergrated BLUMOTION that is combed with TIP-ON BLUMOTION for silent and effortles closing and handle free cabinets - Opens with just a light touch.	
	A0000447	TANDEMBOX Antaro Inner Drawer M Orion Grey 500mm Kit	Concealed, guided full extension - unsurpassed running action - for the lifetime of the furniture. Tool free front assembly Two dimensional front adjustment in the drawer side Includes intergrated BLUMOTION for silent and effortles closing and handle free cabinets	
	A0000384	TANDEMBOX Front Section For Inner Drawer CW 1200mm Orion Grey	Solid front part of inner pull out drawers.	

HARDWARE & FITTINGS

RUNNER SYSTEMS









TANDEMBOX - C		Product Code	Product Description	More Info
	A0000448	TANDEMBOX Antaro High Fronted Pull Out Gallery C 500mm Kit	TANDEMBOX Antaro has a clear-cut rectangular design. Tool free front assembly. Two dimensional front adjustment in the drawer side.	
	A0000489	TANDEMBOX Antaro TIP ON BLUMOTION Drawer C Orion Grey 500mm Kit	Concealed, guided full extension - unsurpassed running action - for the lifetime of the furniture. Tool free front assembly. Two dimensional front adjustment in the drawer side. Includes intergrated BLUMOTION that is combined with TIP-ON BLUMOTION for silent and effortles closing and handle free cablnets - opens with just a light touch.	
	A0000451	TANDEMBOX Antaro Inner Pull Out Gallery C 500mm Kit	Concealed, guided full extension - unsurpassed running action - for the lifetime of the furniture. Tool free front assembly. Two dimensional front adjustment in the drawer side. Includes intergrated BLUMOTION that is combined with TIP-ON BLUMOTION for silent and effortles closing and handle free cabinets.	
	A0000493	TANDEMBOX Connector For Glass Gallery C Kit	Special hardware that hold the glass gallery into place on the TANDEMBOX drawer sides.	
	A0001014	Tandembox Antaro Drawer C With Glass Sides Orion Grey 500mm Kit	TANDEMBOX Antaro has a clear-cut rectangular design. It can be combined with glass sides and/or a gallery to produce a drawer with closed sides.	
	A0001015	TANDEMBOX Antaro Inner Drawer C With Glass Sides Orion Grey 500mm Kit		
	A0000384	TANDEMBOX Front Section For Inner Drawer CW 1200mm Orion Grey	Solid front part of inner pull out drawers.	
	A0000393	TANDEMBOX Cross Gallery For Inner Pull Out CW 1200mm Orion Grey	Narrow gallery rail used in in inner pull out drawers	

HARDWARE & FITTINGS

RUNNER SYSTEMS


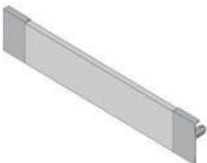



TANDEMBOX - D		Product Code	Product Description	More Info
	A0000449	TANDEMBOX Antaro High Fronted Pull Out Gallery D 500mm Kit	Concealed, guided full extension - unsurpassed running action - for the lifetime of the furniture. Tool free front assembly Two dimensional front adjustment in the drawer side Includes intergrated BLUMOTION for silent and effortles closing and handle free cabinets	
	A0000490	TANDEMBOX Antaro TIP ON BLUMOTION Drawer D Orion Grey 500mm Kit	Concealed, guided full extension - unsurpassed running action - for the lifetime of the furniture. Tool free front assembly Two dimensional front adjustment in the drawer side Includes intergrated BLUMOTION that is combned with TIP-ON BLUMOTION for silent and effortles closing and handle free cabinets - Opens with just a light touch.	
	A0000450	TANDEMBOX Antaro Inner Drawer D Orion Grey 500mm Kit	Concealed, guided full extension - unsurpassed running action - for the lifetime of the furniture. Tool free front assembly Two dimensional front adjustment in the drawer side Includes intergrated BLUMOTION for silent and effortles closing and handle free cabinets	
	A0000384	TANDEMBOX Front Section For Inner Drawer CW 1200mm Orion Grey	Solid front part of inner pull out drawers.	
	A0000393	TANDEMBOX Cross Gallery For Inner Pull Out CW 1200mm Orion Grey	Narrow gallery rail used in in inner pull out drawers	
	A0000494	TANDEMBOX Connector For Glass Gallery D Kit	Special hardware that hold the glass gallery into place on the TANDEMBOX drawer sides.	
	A0001016	TANDEMBOX Antaro Drawer D With Glass Sides Orion Grey 500mm Kit	TANDEMBOX Antaro has a clear-cut rectangular design. It can be combined with glass sides and/or a gallery to produce a drawer with closed sides.	
	A0001017	TANDEMBOX Antaro Inner Drawer D With Glass Sides Orion Grey 500mm Kit		

HARDWARE & FITTINGS

RUNNER SYSTEMS






LEGRABOX - M	Product Code	Product Description	More Info
	A0000435	LEGRABOX Drawer M 500mm Kit	Slim steel drawer side - 12.8mm with straight interior and exterior Synchronised feather light glide Tool free front assembly Three dimensional front adjustment in the drawer side Includes intergrated BLUMOTION S for silent and effortles closing and handle free cabinets
	A0000497	LEGRABOX TIP ON BLUMOTION Drawer M 500mm Kit	Slim steel drawer side - 12.8mm with straight interior and exterior Synchronised feather light glide Tool free front assembly Three dimensional front adjustment in the drawer side Includes intergrated BLUMOTION S that is combined with TIP-ON BLUMOTION for silent and effortles closing and handle free cabinets - Opens with just a light touch.
	A0000436	LEGRABOX Inner Drawer M 500mm Kit	Inner drawer with solid front piece. Slim steel drawer side - 12.8mm with straight interior and exterior Synchronised feather light glide Tool free front assembly Three dimensional front adjustment in the drawer side Includes intergrated BLUMOTION S for silent and effortles closing and handle free cabinets
	A0000407	LEGRABOX Front Section For Inner Draw CW 1200mm Orion Grey	Solid front part of inner pull out drawers.

LEGRABOX - F	Product Code	Product Description	More Info
	A0000440	LEGRABOX High Fronted Pull Out Drawer F 500mm Kit	Slim steel drawer side - 12.8mm with straight interior and exterior Synchronised feather light glide Tool free front assembly Three dimensional front adjustment in the drawer side Includes intergrated BLUMOTION S for silent and effortles closing and handle free cabinets
	A0000499	LEGRABOX TIP ON BLUMOTION High Fronted Pull Out Drawer F 500mm Kit	Slim steel drawer side - 12.8mm with straight interior and exterior Synchronised feather light glide Tool free front assembly Three dimensional front adjustment in the drawer side Includes intergrated BLUMOTION S that is combined with TIP-ON BLUMOTION for silent and effortles closing and handle free cabinets - Opens with just a light touch.

HARDWARE & FITTINGS

RUNNER SYSTEMS



LEGRABOX - C	Product Code	Product Description	More Info
	A0000437	LEGRABOX High Fronted Pull Out Drawer C 500mm Kit	Slim steel drawer side - 12.8mm with straight interior and exterior Synchronised feather light glide Tool free front assembly Three dimensional front adjustment in the drawer side Includes intergrated BLUMOTION S for silent and effortless closing and handle free cabinets
	A0000498	LEGRABOX TIP ON BLUMOTION High Fronted Pull Out Drawer C 500mm Kit	Slim steel drawer side - 12.8mm with straight interior and exterior Synchronised feather light glide Tool free front assembly Three dimensional front adjustment in the drawer side Includes intergrated BLUMOTION S that is combined with TIP-ON BLUMOTION for silent and effortless closing and handle free cabinets - Opens with just a light touch.
	A0000438	LEGRABOX Inner Pull Out Gallery C 500mm Kit	Inner drawer with a solid front piece and cross gallery Slim steel drawer side - 12.8mm with straight interior and exterior Synchronised feather light glide Tool free front assembly Three dimensional front adjustment in the drawer side Includes intergrated BLUMOTION S for silent and effortless closing and handle free cabinets
	A0000407	LEGRABOX Front Section For Inner Drawer CW 1200mm orion Grey	Solid front part of inner pull out drawers.
	A0000412	LEGRABOX Gallery CW 1200mm Orion Grey	Narrow gallery rail used in in inner pull out drawers
	A0000439	LEGRABOX Inner Pull Out Gallery C With Glass Sides 500mm Kit	Inner drawer with glass sides Slim steel drawer side - 12.8mm with straight interior and exterior Synchronised feather light glide Tool free front assembly Three dimensional front adjustment in the drawer side Includes intergrated BLUMOTION S for silent and effortless closing and handle free cabinets
	A0000407	LEGRABOX Front Section For Inner Drawer CW 1200mm orion Grey	Solid front part of inner pull out drawers.
	A0000412	LEGRABOX Gallery CW 1200mm Orion Grey	Narrow gallery rail used in in inner pull out drawers




HARDWARE & FITTINGS

SIDE MOUNT SLIDES




- Zinc plated
- Full extension
- Telescopic slider construction
- Rubber brake preventing from automatic opening
- Precision steel ball bearings offer high lateral stability
- Quick release system (by pressing lever) for drawer removal


35mm FULL EXTENSION SLIDES

	Size(mm)	Product Code	Product Description	More Info
	300	A0000082	Full Extension Slide 35 x 300mm	High quality ball bearings
	350	A0000083	Full Extension Slide 35 x 350mm	Genuine material
	400	A0000084	Full Extension Slide 35 x 400mm	Long life [50,000 opening and closing]
	450	A0000085	Full Extension Slide 35 x 450mm	High loading capacity
				Different size variety for kitchens, wardrobes, and office furniture

45mm FULL EXTENSION SLIDES

	Size(mm)	Product Code	Product Description	More Info
	400	A0000067	Full Extension Slide 45 x 400mm	High quality ball bearings
	450	A0000048	Full Extension Slide 45 x 450mm	Genuine material
	500	A0000047	Full Extension Slide 45 x 500mm	Long life [50,000 opening and closing]
				High loading capacity
				Different size variety for kitchens, wardrobes, and office furniture



45mm FULL EXTENSION SLIDES - SOFT CLOSE




	Size(mm)	Product Code	Product Description	More Info
	400	A0000139	Full Extension Slide Soft Close 45 x 400mm	High quality ball bearings
	450	A0000066	Full Extension Slide Soft Close 45 x 450mm	Genuine material
	500	A0000061	Full Extension Slide Soft Close 45 x 500mm	Long life [50,000 opening and closing]
				High loading capacity
				Different size variety for kitchens, wardrobes, and office furniture
				Soft close for silent opening and closing.

HARDWARE & FITTINGS

UNDERMOUNT SLIDES



RUNNER SYSTEM - TANDEM		Product Code	Product Description	More Info
 	A0000571	TANDEM BLUMOTION Single Extension for 18mm 500 mm Kit	<p>The concealed runner system for wooden drawers has a feather-light glide and brings enhanced user convenience to the entire home.</p> <p>The versatile TANDEM range has the right solution for every item of furniture.</p> <p>TANDEM's locking device makes drawer insertion and removal child's play. The locking device also serves to secure the drawer box to the runner.</p> <p>Available in BLUMOTION for silent and effortless closing action.</p>	
	A0000572	TANDEM BLUMOTION Single Extension for 18mm 450 mm Kit		
	A0000573	TANDEM BLUMOTION Single Extension for 18mm 350 mm Kit		

RUNNER SYSTEM - MOVENTO		Product Code	Product Description	More Info
  	A0000281	MOVENTO BLUMOTION Full Extension 500mm Kit	<p>Concealed full extension that gives you easy access to the very back of drawers so that everything is immediately to hand.</p> <p>Includes intergrated BLUMOTION S for silent and effortles closing.</p> <p>Synchronised feather - light glide BLUMATIC self closing feature</p> <p>Tool free side, height and tilt adjustment</p>	
	A0000290	MOVENTO BLUMOTION Full Extension 400mm Kit	Built in width and depth tolerance compensa- tion.	
	A0000299	MOVENTO TIP-ON BLUMOTION Full Extension 500mm Kit	<p>Concealed full extension that gives you easy access to the very back of drawers so that everything is immediately to hand.</p> <p>Includes intergrated BLUMOTION S that is combined with TIP-ON BLUMOTION for silent and effortles closing and handle free cabinets - Opens with just a light touch.</p> <p>Synchronised feather - light glide BLUMATIC self closing feature</p>	
	A0000298	MOVENTO TIP-ON BLUMOTION Full Extension 400mm Kit	Tool free side, height and tilt adjustment Built in width and depth tolerance compensation.	

HARDWARE & FITTINGS

UNDERMOUNT SLIDES



Blum Drawer Systems can be used in all areas of the house, they add value to furniture through extreme ease of use.



They are available in

- **BLUMOTION** - silent and effortless closing action
- **TIP-ON - BLUMOTION** - mechanical opening support, combined with BLUMOTION

HARDWARE & FITTINGS

UNDERMOUNT SLIDES



D-MOTION - UNDERMOUNT SLIDES	Product Code	Product Description	More Info
 	A0001193	D-MOTION Full Extension Soft Close Undermount Slides 350mm	<p>D-Motion Full Extension Slides have smooth and silent soft-close motion. The full-extension components ride on nylon rollers providing a quiet gliding action. The soft-close damper devices slow the drawer to a controlled stop, even under heavy loads. Available in 40kg and 60kg capacity versions. Easy installation and removal. Convenient, tool-free height, side and depth adjustment controls enable precise drawer front alignment. Drawer removal is easy with the comfortable release levers.</p>
	A0001194	D-MOTION Full Extension Soft Close Undermount Slides 450mm	
	A0001195	D-MOTION Full Extension Soft Close Undermount Slides 500mm	

HARDWARE & FITTINGS

HINGES




110 DEGREE HINGE - HALF OVERLAY

	Finish	Product Code	Product Description	More Info
	Nickel Plated	A0000534	Hinge 110 Deg Soft Close Half Overlay	Half overlay door covers half or part of the cabinet opening when closed Doors open at 110 degrees



110 DEGREE HINGE - INSET

	Finish	Product Code	Product Description	More Info
	Nickel Plated	A0000535	Hinge 110 Deg Soft Close Inset	The cabinet door is flush with and on the same plane as the cabinet frame, and the frame surrounds the entire cabinet door Doors open at 110 degrees

110 DEGREE HINGE - SOFT CLOSE

	Finish	Product Code	Product Description	More Info
	Nickel Plated	A0000043	Hinge 110 Deg Soft Close	Full overlay door covers the entire cabinet opening when closed Doors open at 110 degrees Soft Close for silent opening and closing
	Stainless Steel	A0000323	Hinge 110 Deg Soft Close SS 304	
	Dark Grey	A0000321	Hinge 110 Deg Soft Close Dark Grey	

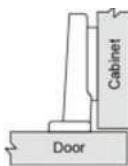
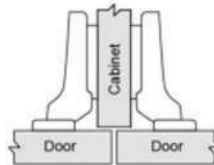
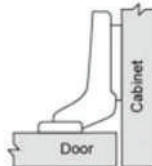
165 DEGREE HINGE - SOFT CLOSE


	Finish	Product Code	Product Description	More Info
	Nickel Plated	A0000136	Hinge 165 Deg Soft Close	Our 165 Degree Door Hinges are designed to be used in replacement of our standard door hinges where the door is required to open further than 110 degrees, like in cases where internal drawers have been installed. Soft Close for silent opening and closing
	Dark Grey	A0000322	Hinge 165 Deg Soft Close Dark Grey	

HARDWARE & FITTINGS

HINGES

HINGE APPLICATION

	Full Overlay	<div>More Info</div> <p>Full overlay door covers the entire cabinet opening when closed</p>
	Half Overlay	Half overlay door covers half or part of the cabinet opening when closed
	Inset	The cabinet door is flush with and on the same plane as the cabinet frame, and the frame surrounds the entire cabinet door



HARDWARE & FITTINGS


HINGES

DTC
Global Quality Benchmark



DTC hinges have innovative design and excellent functions of:

- Three way snap-on attachment that is quick and convenient.
- Durable, excellent performance. Two-stage closing force control.
- 4D design that provides perfect door alignment and motion
- High quality
- Attractive design

PIVOT STAR - HINGES		Product Code	Product Description	More Info
	A0001218	PIVOT STAR 110 Degree Hinge Kit		The hinge has 110° opening angle and can be used with a door thickness of 16 - 26mm. Has a three way snap-on attachment that is quick and convenient.
	A0001219	PIVOT STAR 160 Degree Hinge Kit		The hinge has 160° opening angle and can be used with a door thickness of 18 - 28mm. Has a three way snap-on attachment that is quick and convenient.





There are many reasons to choose hinges from Blum


- High quality
- Durability
- Easy assembly and removal due to CLIP technology
- Comprehensive programme that offers the right solution for any application
- Variety of special solutions
- Attractive design

HINGES	Product Code	Product Description	More Info
	A0000278	CLIP top BLUMOTION 110 Hinge Kit	The hinge has 110° opening angle and delivers an easy slide-on front to cabinet assembly. Its 3-dimensional adjustment feature guarantees perfect gap alignment. And an integrated pull-out stop ensures that doors are held in place.
	A0000279	CLIP top 110 Hinge Kit	The CLIP mechanism - proven a million times over. Fronts can be attached and removed quickly and without tools. Easy, infinitely variable three-dimensional adjustment with spiral screw for depth adjustment.
	A0000304	CLIP top BLUMOTION Dual Application 110 Hinge Kit	Dual Application Hinge is used where two cabinet doors meet in the middle of a carcass. CLIP top BLUMOTION combines innovative technology, award-winning design and top quality motion within the smallest space, for soft-close BLUMOTION has been seamlessly integrated into the boss.
	A0000287	CLIP top 155 Hinge With Intergrated BLUMOTION Kit	The new wide angle 0-protrusion hinge has been designed so that soft-close BLUMOTION can be integrated in the hinge without changing its dimensions. The BLUMOTION has a deactivation option. Used for overlay applications (for cabinets with inner pull outs or pull out shelves)
	A0000296	CLIP top BLUMOTION Blind Corner 95 Hinge Overlay Kit	The hinge has 95° opening angle The hinge delivers easy slide-on front to cabinet assembly.
	A0000304	CLIP top BLUMOTION Dual Application 110 Hinge Kit	Dual Application Hinge is used where two cabinet doors meet in the middle of a carcass. The BLUMOTION feature can be deactivated to ensure that even smaller or lighter doors boast top quality motion. The hinge has 110° opening angle.

HARDWARE & FITTINGS

LIFT SYSTEMS






LID STAYS	Product Code	Product Description	More Info
	A0000044	Lift Pneumatic Lid Stay 100N	Used to easily open the wall flap kitchen cabinet door.

HARDWARE & FITTINGS

LIFT SYSTEMS



  	A0000647	COMPACT Soft Stop Lid Stay L244 N100 Kit	<p>COMPACT is a gas and oil stay to open flap doors. It has been conceived to be installed by using standard automatic drilling processes. It is available in different lengths and different newton strengths to suit doors of any size. It can be fixed directly on solid doors or wider aluminium frame section doors. COMPACT has a quick and easy installing: after the piston is slotted onto the door bracket, the piston can be easily clicked against the side bracket.</p>
	A0000649	COMPACT Drop Down Lid Stay L244 Kit	



HARDWARE & FITTINGS



LIFT SYSTEMS



The TOP STAYS Lift Systems offer compact, efficient lifting mechanisms designed to enhance the functionality of smaller wall cabinets. Featuring soft-close, push-open, and dynamic lifting capabilities, these systems allow doors to open smoothly and remain at any desired position.



The Lift Systems are;

- Easy to open and stays at any desired position
- Easy to install
- Have silent and smooth closing
- Have simple and precise adjustments
- Tool free assembly and removal

TOP-STAYS LIFT SYSTEMS	Product Code	Product Description	More Info
 	A0001196	TOP STAYS SE Lifting System PF 500 -1500	<p>The TOP STAYS Lift System has an opening angle of 105 degrees. Can be used for cabinet with width of upto 1800mm, height 240 - 600mm and 16 -26mm thickness.</p> <p>The Lift Systems are;</p> <ul style="list-style-type: none"> • Easy to open and stays at any desired position • Easy to install • Have silent and smooth closing • Have simple and precise adjustments • Have side, height and depth adjustment • Tool free assembly and removal
	A0001197	TOP STAYS SE Lifting System PF 960 -2350	

BLUM LIFT SYSTEMS







LIFT SYSTEMS	Product Code	Product Description	More Info
	A0000293	AVENTOS BLUMOTION HK-XS Lift PF1301 Kit	<p>AVENTOS HK-XS provides enormous scope for the design of tall units and wall cabinets. Even cabinets with little depth are now possible. The solution has a symmetrical lift mechanism. For small and light fronts, use a single lift mechanism on one side of the cabinet. For larger and heavier fronts, attach a lift mechanism to both sides. For wooden fronts and fronts with wide or narrow aluminium frames. BLUMOTION gives you soft and effortless closing. And handle-less fronts open with ease with the TIP-ON mechanical system.</p>
	A0000294	AVENTOS BLUMOTION HK-XS Lift PF1501 Kit	
	A0000496	AVENTOS HK Top Lift Stay Orion Grey Kit	<p>AVENTOS HK top blends discreetly into tall units and wall cabinets. The stay lift has already won several awards for its minimalist design. AVENTOS HK top boasts many integrated features such as a safety mechanism and opening angle stop.</p>



The AVENTOS lift system offers seamless functionality for wall cabinets. Even larger lift systems open effortlessly, stay in any desired position, and close smoothly and silently, thanks to the BLUMOTION technology.

The Lift Systems have;

- BLUMOTION - silent and effortless closing action
- Quick, easy assembly and removal due to CLIP technology
- Easy, 3-Dimensional front adjustment
- Perfectly balanced - fronts remain in any desired position
- No protruding parts
- Optimised ergonomic handle position
- SERVO-DRIVE - Electrical motion support system for wall cabinets

LIFT SYSTEMS	Product Code	Product Description	More Info
	A0000495	AVENTOS HF Bifold System PF 5350 - 10150 Orion Grey Kit	<p>The AVENTOS HF bi-fold lift is the ideal solution for high and mid wall units. Even large fronts fold up and out of the way, giving users great freedom of movement. So much so that wall cabinets can be left open during cooking.</p> <p>Thanks to soft-close BLUMOTION, furniture closes softly and effortlessly no matter how hard you slam fronts, doors or pull-outs or how heavy they are.</p>
	A0000300	AVENTOS HF Bifold System PF 2600 - 5500 Orion Grey Kit	
	A0000347	AVENTOS HF Bifold System PF 5350 - 10150 Servo Drive Kit	<p>The AVENTOS HF bi-fold lift is the ideal solution for high and mid wall units. Even large fronts fold up and out of the way, giving users great freedom of movement. So much so that wall cabinets can be left open during cooking.</p> <p>Servo Drive motion technology delivers supreme opening ease. A single touch suffices and lift systems, pull-outs and fridge/freezers seem to open by themselves. They close again softly and effortlessly with soft-close BLUMOTION.</p>
	A0000679	AVENTOS HF Bifold System PF 2600 - 5500 Servo Drive Kit	
	A0000348	Transformer Drive Kit	Supplies power to the SERVO-DRIVE units
	A0000746	Servo Drive Flex Plug In Transformer 12W	Supplies power to the SERVO-DRIVE units


HARDWARE & FITTINGS

HANDLES




PULLS


Handle H8273 AB Brush

	Size(mm)	Product Code	Product Description	Finish
	128	A0000014	Handle H8273 128mm	Antique Bronze

Handle H8641 BSN

	Size(mm)	Product Code	Product Description	Finish
	128	A0000064	Handle H8641 128mm	Brushed Satin Nickel
	192	A0000065	Handle H8641 192mm	
	300	A0000036	Handle H8641 300mm	

Handle BPJ3047 Anodized Matt

	Size(mm)	Product Code	Product Description	Finish
	128	A0000269	Handle BPJ3047 360mm	Anodized Matt

HARDWARE & FITTINGS


HANDLES

PULLS


Handle H8323 BSN

	Size(mm)	Product Code	Product Description	Price / Pc
	128	A0000038	Handle H8323 128mm	Brushed Satin Nickel
	192	A0000039	Handle H8323 192mm	


Handle H3018 SS304

	Size(mm)	Product Code	Product Description	Finish
	128	A0000122	Handle H3018 Grade 1 SS304 128mm	Stainless Steel
	192	A0000126	Handle H3018 Grade 1 SS304 192mm	
	300	A0000131	Handle H3018 Grade 1 SS304 300mm	


Handle H3018 SS201

	Size(mm)	Product Code	Product Description	Finish
	128	A0000962	Handle H3018 Grade 2 SS201 128mm	Stainless Steel
	192	A0000963	Handle H3018 Grade 2 SS201 192mm	
	300	A0000964	Handle H3018 Grade 2 SS201 300mm	
	488	A0000965	Handle H3018 Grade 2 SS201 488mm	

Handle H3018 SS201 Black

	Size(mm)	Product Code	Product Description	Finish
	128	A0001021	Handle H3018 SS201 Black 128mm	Stainless Steel
	192	A0001022	Handle H3018 SS201 Black 192mm	
	300	A0001023	Handle H3018 SS201 Black 300mm	
	488	A0001024	Handle H3018 SS201 Black 488mm	

Handle J9433 BSN

	Size(mm)	Product Code	Product Description	Finish
	160	A0000129	Handle J9433 160mm	Brushed Satin Nickel
	192	A0000125	Handle J9433 192mm	
	320	A0000135	Handle J9433 320mm	

HARDWARE & FITTINGS


HANDLES

PULLS

Handle J8025 AL

	Size(mm)	Product Code	Product Description	Finish
	128	A0000120	Handle J8025 128mm	Aluminium
	192	A0000275	Handle J8025 192mm	


Handle H8011 NP/BSN

	Size(mm)	Product Code	Product Description	Finish
	160	A0000128	Handle H8011 160mm	Nickel Plated / Brushed Satin Nickel


Handle BPJ3085

	Size(mm)	Product Code	Product Description	Finish
	160	A0000247	Handle BPJ3085 160mm	Nickel Plated
	260	A0000248	Handle BPJ3085 260mm	

Handle L250

	Size(mm)	Product Code	Product Description	Finish
	160	A0000255	Handle L250 160mm	Black
	260	A0000256	Handle L250 260mm	
	360	A0000257	Handle L250 360mm	

Handle BPA1684


	Size(mm)	Product Code	Product Description	Finish
	128	A0000258	Handle BPA1684 128mm	Antique Bronze
	160	A0000259	Handle BPA1684 160mm	

HARDWARE & FITTINGS


HANDLES

PULLS


Handle J9929 Black

	Size(mm)	Product Code	Product Description	Finish
	300	A0000352	Handle J9929 Black 300mm	Black
	600	A0000353	Handle J9929 Black 600mm	
	900	A0000354	Handle J9929 Black 900mm	


Handle J9929 Matt Grey

	Size(mm)	Product Code	Product Description	Finish
	300	A0000349	Handle J9929 Matt Grey 300mm	Matt Grey
	600	A0000350	Handle J9929 Matt Grey 600mm	
	900	A0000351	Handle J9929 Matt Grey 900mm	


Handle J9929 Gold

	Size(mm)	Product Code	Product Description	Finish
	300	A0001018	Handle J9929 Gold 300mm	Gold
	600	A0001019	Handle J9929 Gold 600mm	
	900	A0001020	Handle J9929 Gold 900mm	

Handle H8458 Black

	Size(mm)	Product Code	Product Description	Finish
	128	A0001069	Handle H8458 Gold 128mm	Black
	192	A0001070	Handle H8458 Gold 192mm	
	256	A0001071	Handle H8458 Gold 256mm	

Handle H8606


	Size(mm)	Product Code	Product Description	Finish
	160	A0000262	Handle H8606 160mm	Nickel Plated
	224	A0000263	Handle H8606 224mm	

HARDWARE & FITTINGS


HANDLES

PULLS


Handle BPA1684

	Size(mm)	Product Code	Product Description	Finish
	128	A0000726	Handle BPA1684 128mm	Matt Black
	160	A0000727	Handle BPA1684 160mm	


Handle H8066

	Size(mm)	Product Code	Product Description	Finish
	128	A0000714	Handle H8066 128mm	Matt Black
	160	A0000715	Handle H8066 160mm	
	192	A0000716	Handle H8066 192mm	


Handle H8627

	Size(mm)	Product Code	Product Description	Finish
	160	A0000717	Handle H8627 160mm	Matt Black
	224	A0000718	Handle H8627 224mm	

Handle H8429

	Size(mm)	Product Code	Product Description	Finish
	128	A0000719	Handle H8429 128mm	Matt Black
	192	A0000720	Handle H8429 192mm	
	300	A0000721	Handle H8429 300mm	
	488	A0000722	Handle H8429 488mm	

Handle J9433

	Size(mm)	Product Code	Product Description	Finish
	160	A0000723	Handle J9433 160mm	Matt Black
	192	A0000724	Handle J9433 192mm	
	320	A0000725	Handle J9433 320mm	

HARDWARE & FITTINGS

HANDLES

PULLS

Handle H1362 Black

	Size(mm)	Product Code	Product Description	Finish
	96	A0001026	Handle H1362 Black 96mm	Black
	160	A0001027	Handle H1362 Black 160mm	

Handle H1362 Rose Gold

	Size(mm)	Product Code	Product Description	Finish
	96	A0001029	Handle H1362 Rose Gold 96mm	Rose Gold
	160	A0001030	Handle H1362 Rose Gold 160mm	

Handle H1362 Gold

	Size(mm)	Product Code	Product Description	Finish
	96	A0001032	Handle H1362 Gold 96mm	Gold
	160	A0001033	Handle H1362 Gold 160mm	

Handle J1289 Black

	Size(mm)	Product Code	Product Description	Finish
	160	A0001047	Handle J1289 Black 128mm	Black
	280	A0001048	Handle J1289 Black 224mm	

Handle J1289 Rose Gold

	Size(mm)	Product Code	Product Description	Finish
	160	A0001049	Handle J1289 Rose Gold 128mm	Rose Gold
	280	A0001050	Handle J1289 Rose Gold 244mm	

Handle J1289 Gold


	Size(mm)	Product Code	Product Description	Finish
	160	A0001051	Handle J1289 Gold 128mm	Gold
	280	A0001052	Handle J1289 Gold 244mm	

HARDWARE & FITTINGS


HANDLES

PULLS


Handle J8051 Rose Gold

	Size(mm)	Product Code	Product Description	Finish
	96	A0001053	Handle J8051 Rose Gold 96mm	Rose Gold
	160	A0001054	Handle J8051 Rose Gold 160mm	
	224	A0001055	Handle J8051 Rose Gold 224mm	


Handle J8051 Black

	Size(mm)	Product Code	Product Description	Finish
	96	A0001056	Handle J8051 Black 96mm	Black
	160	A0001057	Handle J8051 Black 160mm	
	224	A0001058	Handle J8051 Black 224mm	


Handle J8051 Gold

	Size(mm)	Product Code	Product Description	Finish
	96	A0001059	Handle J8051 Gold 96mm	Gold
	160	A0001060	Handle J8051 Gold 160mm	
	224	A0001061	Handle J8051 Gold 224mm	


Handle H8363 Black

	Size(mm)	Product Code	Product Description	Finish
	96	A0001034	Handle H8363 Black 96mm	Black
	160	A0001035	Handle H8363 Black 160mm	
	224	A0001036	Handle H8363 Black 224mm	

Handle H8363 Gold

	Size(mm)	Product Code	Product Description	Finish
	96	A0001037	Handle H8363 Gold 96mm	Gold
	160	A0001038	Handle H8363 Gold 160mm	
	224	A0001039	Handle H8363 Gold 224mm	

Handle H8363 Rose Gold


	Size(mm)	Product Code	Product Description	Finish
	96	A0001040	Handle H8363 Rose Gold 96mm	Rose Gold
	160	A0001041	Handle H8363 Rose Gold 160mm	
	224	A0001042	Handle H8363 Rose Gold 224mm	

HARDWARE & FITTINGS


HANDLES

KNOBS


Handle W8093

	Size(mm)	Product Code	Product Description	Finish
	32	A0000240	Knob W8093 32mm	Antique Bronze


Handle BPW1750

	Size(mm)	Product Code	Product Description	Finish
	32	A0000251	Knob BPW1750	Antique bronze


Handle H1362 Knob Black

	Size(mm)	Product Code	Product Description	Finish
	30	A0001025	Knob H1362 Black	Black


Handle H1362 Knob Rose Gold

	Size(mm)	Product Code	Product Description	Finish
	30	A0001028	Knob H1362 Rose Gold	Rose Gold

Handle H1362 Knob Gold

	Size(mm)	Product Code	Product Description	Finish
	30	A0001031	Knob H1362 Gold	Gold

Handle H8642 CC64 Black


	Size(mm)	Product Code	Product Description	Finish
	90	A0001062	Handle H8642 CC64 Black	Black

HARDWARE & FITTINGS


HANDLES

KNOBS


Handle H8642 CC64 Rose Gold

	Size(mm)	Product Code	Product Description	Finish
	90	A0001063	Handle H8642 CC64 Rose Gold	Rose Gold


Handle H8642 CC64 Gold

	Size(mm)	Product Code	Product Description	Finish
	90	A0001064	Handle H8642 CC64 Gold	Gold


Handle W1237 Matt BSN

	Size(mm)	Product Code	Product Description	Finish
	24	A0001065	Knob W1237 Matt BSN	Matt Brushed Satin Nickel


Handle W1237 Black

	Size(mm)	Product Code	Product Description	Finish
	24	A0001066	Knob W1237 Black	Matt Black

Handle W1237 Rose Gold

	Size(mm)	Product Code	Product Description	Finish
	24	A0001067	Knob W1237 Rose Gold	Rose Gold

Handle W1237 Gold

	Size(mm)	Product Code	Product Description	Finish
	24	A0001068	Knob W1237 Gold	Gold

HARDWARE & FITTINGS


HANDLES



INTEGRATED HANDLES				
Handle BX9023		Product Code	Product Descriptions	
		A0001087	Handle profile BX9023 HA Champagne - 3Mt	
		A0001088	Handle profile BX9023 HA Matt Black - 3Mt	
Handle BX9045		Product Code	Product Descriptions	
		A0001097	Handle profile BX9045 HA Champagne - 3Mt	
		A0000996	Handle profile BX9045 HA Matt Black - 3Mt	
Handle J9913		Product Code	Product Descriptions	
		A0001101	Handle profile J9913 HA Silver - 3Mt	
		A0001100	Handle profile J9913 HA Black - 3Mt	
Handle J1150 Matt Black				
	Size(mm)	Product Code	Product Description	Finish
	300	A0000731	Handle J1150 300mm	Matt Black
	450	A0000732	Handle J1150 450mm	
	600	A0000733	Handle J1150 600mm	
	1100	A0000734	Handle J1150 1100mm	
Handle J1150		Requires CNC drilling		

HARDWARE & FITTINGS



SCREWS

CHIPBOARD SCREWS	Size(mm)	Product Code	Product Description	More Info
	16mm	A0000031	Screw 3.5 x 16mm 100pcs/box	<p>Made from high quality steel and have high corrosion resistance, making it last long.</p> <p>Sharp and sturdy screw threads that will not strip easily and hold firmly.</p>
	16mm	A0001158	Screw 3.5 x 16mm 100pcs/box Black	
	25mm	A0000032	Screw 4.0 x 25mm 100pcs/box	
	30mm	A0000033	Screw 4.0 x 30mm 100pcs/box	
	35mm	A0000034	Screw 4.0 x 35mm 100pcs/box	
	40mm	A0000035	Screw 4.0 x 40mm 100pcs/box	
	45mm	A0000011	Screw 4.0 x 45mm 100pcs/box	
	50mm	A0000029	Screw 4.0 x 50mm 100pcs/box	

HARDWARE & FITTINGS

DRAWERS DIVIDERS






DRAWER DIVIDERS	Product Code	Product Description	More Info
	A0000929	2 Sided Connector For Inner Divider Panel	<p>The savvy modular design enables you to utilize any space and gives you the power to configure the compartments to your specific needs.</p> <p>These drawers organizers can be installed in any drawer of your house. For example, you can install them as silverware and utensil drawer organizers for your kitchen, towel or makeup drawer organizers for your bathroom and even as bookcase and shelf dividers.</p>
	A0000930	3 Sided Connector For Inner Divider Panel	
	A0000931	4 Sided Connector For Inner Divider Panel	
	A0000932	Inner Divider Panel 2000 x 60mm	

HARDWARE & FITTINGS

MAT LINERS & PROTECTORS






MAT LINERS & PROTECTORS	Product Code	Product Description	More Info
	A0000320	Water Proof Adhesive Liner 1200mm wide - per metre	Easy to use. Self Adhesive backing design, just peel and stick no extra glue needed, stick well and non-slip. This adhesive paper is very easy to cut or remove. It is Anti-oil, anti-dust and waterproof, resistant to heat and moisture. It's very easy to clean.
	A0000743	Undersink Insert For Waste Pipe Grey	Curved under sink cut out for use when constructing or modifying drawers to fit around sink waste pipes. Made from grey or white plastic, this is a fantastic cost-effective solution for making the most of space on bathroom or kitchen furniture.
	A0000744	Undersink Insert For Waste Pipe White	
	A0000627	Non Slip Mat 474 x 1.2mm Anthracite Grey	Protective layer for shelves, cabinets and drawers. It is non-adhesive and can be removed for washing. It can be cut with a pair of scissors to fit any surface.

HARDWARE & FITTINGS

LOCK SYSTEMS





ACCESSORIES	Product Code	Product Description	More Info
 	A0000069	Cylinder Lock Left	Durable and strong, perfect for keeping your small items safe. Comes with 2 sets of keys
	A0000070	Cylinder Lock Right	
	A0001203	Flush Bolt Straight NP 70mm	Locking mechanisms installed within the edge of a door. They function by sliding a metal bolt into a socket either in the door frame or the floor, thereby securing the door in place.

HARDWARE & FITTINGS

PUSH OPEN PINS



ACCESSORIES	Product Code	Product Description	More Info
	A0000953	K Push Tech Buffer Kit	Solution for effortless touch opening of handle-less cabinets. Doors and drawers can be completely handle-free. This popular solution gives furniture clean lines and timeless elegance.



HARDWARE & FITTINGS

SHELF SUPPORTS













SUPPORTS	Product Code	Product Description	More Info
	A0000006	Shelf Fitting	Designed to support and fix a shelf safely and securely to a cabinet.
	A0000080	Floating Panel Holder	Fits different thickness of glass or board Easy to install with screws It can be used to secure Bathroom Shelves, Displays, Speakers, Collectibles ,and more.
	A0000633	Shelf Support K-Line Glass Kit <i>with rubber pading</i>	K LINE is an essential and functional solution of design made of zinc alloy that satisfies the most common requirements for the shelf supports. K LINE has been developed with a highly captivating and elegant shape so that it can be used as a shelf support for wood shelves
	A0000434	Shelf Support K-Line <i>without rubber pading</i>	
	A0000461	Shelf Support Kaiman	KAIMAN is a combined wall bracket and shelf support for glass shelf 7 to 19 mm thick and wood shelf 18 to 41 mm thick.
	A0000638	Kubic Glass Shelf Support Kit	KUBIC is the locking glass shelf support designed to match the contemporary aesthetic trends of the market. It is conceived to guarantee furniture transportation with glass shelves already assembled. Locking and unlocking of the glass shelf can be carried out manually without any tool. Glass is blocked on both upper and lower side by soft rubber layers, in accordance with the actual function and safety norms. It is suitable for glass shelves with 4-15 mm thickness, but with longer upper bracket it can be used also with glass shelves up to 15mm thickness.

HARDWARE & FITTINGS

SHELF SUPPORTS



SHELF SUPPORTS	Product Code	Product Description	More Info
  	A0000634	Shelf Support Flipper 14mm White Kit	<p>FLIPPER is a wood shelf support slotted into the shelf by making face borings. The shelf has to be pushed downwards onto the side dowels, which can be placed or screwed into any required position.</p>
	A0000635	Shelf Support Flipper 14mm Grey Kit	
 	A0000636	Shelf Support PK2 16mm Grey Kit	<p>PK2 is a wood shelf supports to be slotted into the panel by making face borings. It allows to join together any side and shelf, including bottom and top panels, without using any further connecting fitting. The panel has to be pushed downwards onto the side brackets, which can be screwed into any position required. The side bracket slots into the socket of the shelf supports and a click locks the panel in position.</p>
 	A0000637	Shelf Support PK2 25mm Grey Kit	
 	A0000462	Shelf Support Kalabrone Mini	<p>KALABRONE MINI is a shelf support with a minimal squared shape for free-standing shelves. It is suitable for shelves from 5 to 10 mm thick. Its solid structure guarantees a capacity loading of 6 kg, including the weight of the glass shelf, for each support with a shelf 150 mm deep.</p>



HARDWARE & FITTINGS

LEGS & SKIRTING

LEGS & SKIRTING	Product Code	Product Description	More Info
	A0000007	Base Support H2957 50 x 100mm	Used widely in furniture as cabinet legs or feet.
	A0000008	Base Support F027E 40 x 100mm	Used widely in furniture as cabinet legs or feet.
	A0000057	Universal Wheel Without Brake	The plate casters are widely used for movable furniture
	A0000308	Clear Wheel Castor With Break	The wheels are widely used for movable furniture including Baby bed, stands, cabinets, dollies, sofa, Cabinets, etc. The wheel has a brake which can lock the wheel, effectively stopping and preventing the device from moving and hurting others. At the same time, just pull up the brake to easily unlock and use the wheel smoothly.
	A0000312	Black Plastic Glide	Use these protectors to prevent the legs of furniture from scratching and damaging all floor and carpet types. Makes moving furniture easy and noise free by nailing them to the bottom of tables, chairs, dressers, cabinet or sofa legs. Can also be used on the backs of furniture to prevent damage to drywall and wall paper.
	A0000670	White Plastic Glide with Pin	Made of plastic and a metal pin. Nails into legs on tables or chairs, help furniture move smoothly over flooring and protect hard floor surfaces from scratching. Perfect for all types of furniture in which you can nail these in.
	A0000027	Plastic Glide Brown	Plastic glides are designed to protect your floors with durable plastic material that prevents scratches. Has a pin that helps to easily attach to the furniture

HARDWARE & FITTINGS

LEGS & SKIRTING










LEGS & SKIRTING	Product Code	Product Description	Price / Pc
	A0000650	Atacama J Adjustable Leveller Kit	<p>ATACAMA is a strong leveller to align heavy duty wardrobes, bookcases and modular furniture. It is fixed on the furniture bottom through two housings, in order to provide an easier and more stable installation. It is also suitable for 60mm plinths.</p> <p>ATACAMA is capable of supporting a 175 kg load each and has 25 mm adjustment.</p>
	A0001072	Adjustable Base Leveller AFB100+Clip	<p>Easy to install and adjustable the height as you require.</p> <p>The clip is used to connect the Plinth Leg with Base H100mm Leg to the Plinth H100mm SS 4000mm</p>
	A0001074	Plinth Silver Brushed 4mt	<p>Lightweight and sturdy making it easy to cut to desired size. Has a plastic plinth seal along the base of the plinth which is more hygienic as stops dirt building up inside your units and makes cleaning your kitchen an easier job.</p>
	A0001076	Plinth Corner Connector Silver Brushed	<p>For use as an internal or external corner. For use with Plinth Silver Brushed 4mt</p>
	A0001078	Plinth Straight Connector Silver Brushed	<p>For use with Plinth Silver Brushed 4mt</p>
	A00001073	Plinth Black Brushed 4mt	<p>Lightweight and sturdy making it easy to cut to desired size. Has a plastic plinth seal along the base of the plinth which is more hygienic as stops dirt building up inside your units and makes cleaning your kitchen an easier job.</p>
	A0001075	Plinth Corner Connector Black Brushed	<p>For use as an internal or external corner. For use with Plinth Black Brushed 4mt</p>
	A0001077	Plinth Straight Connector Black Brushed	<p>For use with Plinth Black Brushed 4mt.</p>

HARDWARE & FITTINGS

LEGS & SKIRTING







LEGS & SKIRTING	Product Code	Product Description	Price / Pc
	A0000935	Adjustable Round Base FG 2019 SN 50 x100mm	Used widely in furniture as cabinet legs or feet. Easy to install and use.
	A0000977	Base Support DY1017 H120mm-Matt Black	Used widely in furniture as cabinet legs or feet. Easy to install and use.
	A0000978	Base Support A107007 H160mm - Matt Black	Used widely in furniture as cabinet legs or feet. Easy to install and use.
	A0000979	Base Support DC2005 H160mm - Matt Black	Used widely in furniture as cabinet legs or feet. Easy to install and use.
	A0000980	Base Support B303085 H118mm - 158mm Matt Black	Used widely in furniture as cabinet legs or feet. Easy to install and use.
	A0001156	Base Support C405006 H120mm - Matt Black	Used widely in furniture as cabinet legs or feet. Very strong and durable, with strong bearing capacity.
	A0001157	Base Support C405006 H160mm - Matt Black	Used widely in furniture as cabinet legs or feet. Very strong and durable, with strong bearing capacity. Easy to install and use.

HARDWARE & FITTINGS

LEGS & SKIRTING










LEGS & SKIRTING	Product Code	Product Description	More Info
	A0001155	Base Support A201405 H130mm - Matt Black	Used widely in furniture as cabinet legs or feet. Easy to install and use.
	A0001207	Base Support D5019 D50 X H30 Black	Used widely in furniture as cabinet legs or feet. Easy to install and use.
	A0000507	INTEGRATO A Height Adjust 25mm Leveller	INTEGRATO is a complete family of levellers suitable to align heavy duty wardrobes, bookcases and modular furniture. The leveller is installed and safely fixed onto the bottom of the carcass through a wide range of supports such as pins and screw holes, spikes and screw holes or just screw holes. INTEGRATO are capable of supporting a 175 kg load each.
	A0000508	INTEGRATO Z Height Adjust 17mm Leveller	



HARDWARE & FITTINGS

GOLA SYSTEMS



GOLA SYSTEMS	Product Code	Product Description	More Info
	A0000984	J Gola Profile HA 4.1Mt Silver	Gola profile handles are special types of profiles that are attached to the carcass cabinets instead of doors. There is a gap above the door that allows the user to pull the door open with their fingers easily. Basically, the kitchen cabinets have handles. However, the handles remain concealed within the cabinets instead of sticking out.
	A0000989	J Gola Profile HA 4.1Mt Black	
	A0000985	C Gola Profile HA 4.1Mt Silver	Gola profile handles are special types of profiles that are attached to the carcass cabinets instead of doors. There is a gap above the door that allows the user to pull the door open with their fingers easily. Basically, the kitchen cabinets have handles. However, the handles remain concealed within the cabinets instead of sticking out.
	A0000990	C Gola Profile HA 4.1Mt Black	
	A0001079	Gola Plastic Cabinet Connector	Plastic fittings used to hold the gola profile in place. Easily fitted using screws
	A0001089	Vertical Gola Double Profile HA 4.5Mt Silver	Gola profile handles are special types of profiles that are attached to the carcass cabinets instead of doors. There is a gap above the door that allows the user to pull the door open with their fingers easily. Basically, the kitchen cabinets have handles. However, the handles remain concealed within the cabinets instead of sticking out.
	A0001090	Vertical Gola Double Profile HA 4.5Mt Black	

HARDWARE & FITTINGS

GOLA SYSTEMS



GOLA SYSTEMS	Product Code	Product Description	More Info
	A0001095	Vertical Gola Single Profile HA 4.5 Mt Silver	Gola profile handles are special types of profiles that are attached to the carcass cabinets instead of doors. There is a gap above the door that allows the user to pull the door open with their fingers easily. Basically, the kitchen cabinets have handles. However, the handles remain concealed within the cabinets instead of sticking out.
	A0001091	Vertical Gola Single Profile HA 4.5 Mt Black	
	A0000598	Bracket Support For Double Vertical Gola	Plastic fittings used to hold the vertical gola profile in place. Easily fitted using screws
	A0000599	Bracket Support For Single Vertical Gola	Plastic fittings used to hold the vertical gola profile in place. Easily fitted using screws
	A0000600	Back Spacer Set for Vertical Gola	The kit consists of 2 metal brackets that are used as a support set for the side panels.
	A0001092	Wall Unit Gola HA 3.9 Mt Silver	Gola profile handles are special types of profiles that are attached to the carcass cabinets instead of doors. There is a gap above the door that allows the user to pull the door open with their fingers easily. Basically, the kitchen cabinets have handles. However, the handles remain concealed within the cabinets instead of sticking out. This is ideal for wall cabinets.
	A0001093	Wall Unit Gola HA 3.9 Mt Black	

HARDWARE & FITTINGS

PULL OUT STORAGE SYSTEMS



PULL OUT STORAGE SYSTEMS	Product Code	Product Description	More Info
	A0001005	Pull Out Corner Swing Unit Left	This works on a normal corner base cabinet size 1050mm. Perfect solution for maximizing space and accessibility in your kitchen cabinets corners.
	A0001006	Pull Out Corner Swing Unit Right	The innovative kidney-shape makes the trays fit seamlessly into cabinet corners. They have a solid bottom with an anti-slippery surface and an adjustable opening angle.
	A0001008	Pull Out Unit Base CW 150mm	Practical and allows easy access to items such as tea, coffee and spice jars. This works in a base cabinet 150mm wide.
	A0001164	Pull Out Unit Base CW 200mm	Practical and allows easy access to items such as tea, coffee and spice jars. This works in a base cabinet 200mm wide.
	A0001010	Pull Out Unit Base CW 300mm	Practical and allows easy access to items such as tea, coffee and spice jars. This works in a base cabinet 300mm wide. It works on the L-shaped base corner cabinet, with a rotating mechanism that simplifies the task of retrieving kitchenware, ingredients, or utensils. It is chrome plated and revolves 270 degrees.
	A0001003	Revolving Corner Unit Chrome Plated	Works on the L-shaped base corner cabinet, with a rotating mechanism that simplifies the task of retrieving kitchenware, ingredients, or utensils. Chrome plated and revolves 270 degrees.
	A0001167	Revolving Corner Unit Dark Grey	

HARDWARE & FITTINGS

PULL OUT STORAGE SYSTEMS


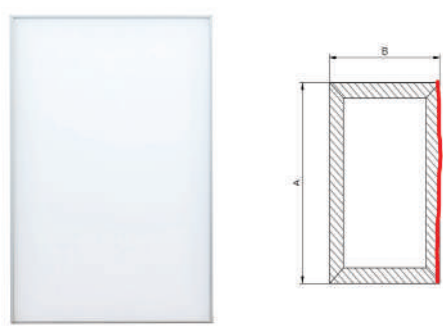


PULL OUT STORAGE SYSTEMS	Product Code	Product Description	More Info
	A0001013	Pull Out Unit Tall CW 300mm H(1850 - 2200mm)	<p>The Pull Out Tall Unit is a vertical storage solution. It has a carrying capacity of 80kg. It maximises storage capacity while optimising floor space, contributing to an organised and efficient kitchen layout.</p> <p>It provides ample space for storing spices, groceries, small appliances and other kitchen essentials.</p>
	A0001161	Pull Out Unit Tall CW 300mm H(1700 - 2000mm)	
	A0001162	Pull Out Pantry Tall CW 450mm H(1650 - 1950mm)	<p>The Pull Out Pantry Tall Unit is a vertical storage solution. When the door is opened, the back body comes to front, providing easy access to the basket. Baskets are placed on the holes on the frame according to the required height. Has a perfect overview of the contents, just like a fridge. Has a carrying capacity of 120kg. It maximises storage capacity while optimising floor space, contributing to an organised and efficient kitchen layout.</p> <p>It provides ample space for storing spices, groceries, small appliances and other kitchen essentials.</p>
	A0001163	Pull Out Pantry Tall CW 600mm H(1650 - 1950mm)	
	A0001166	Pull Out Waste Unit Base CW 300mm	<p>It's a pull-out kitchen waste trash can with soft-close slide. Used to keep the kitchen clean and organized. Plastic bucket with 35 liter capacity. Grey in colour with length 465, width 240 and height 520 mm.</p>

ALUMINIUM SYSTEMS

ALUMINIUM DOOR SYSTEMS



DOOR PROFILES	Profile Name	More Info
	Milano	<p>Max Width - 597mm Max Height - 2100mm</p> <p>Optional handle A0000586 (Silver 120mm) which is fitted in the middle of the selected size.</p> <p>Can be used for AVENTOS HF Bifold applications.</p>
	Torino	<p>Max Width - 597mm Max Height - 2100mm</p> <p>Optional handle profile A0000618 (Door profile 2441)</p> <p>Can be used for AVENTOS HK-XS Lift applications.</p>





HARDWARE & FITTINGS

SLIDING DOOR SYSTEM

OPK offers various solutions for furniture sliding fittings that offer soft close function when opening & closing and provide innovative solutions that improve your life.

OPK ECONOMY

OPK Economy is the entry level sliding system with screw on rollers.

Advantages

- Simple & hassle free adjustments and installation
- Available in 2 & 3 door sets
- Available with integrated soft close systems.

OPK SUBMARINE 8

OPK Submarine 8 is a smooth and affordable sliding system with integrated wheel sets allowing for better weight distribution.

Advantages

- Simple & hassle free adjustments and installation
- Available in 2 & 3 door sets
- Available with integrated soft close systems.

OPK SUBMARINE 9

OPK Submarine 9 is a sliding door system for furniture and shelving systems. Due to its flexible application possibilities, it is also ideal for traditional crafts.

OPK Submarine 9 can also be retrofitted, without having to make any milling on the cabinet body. The both sides damping with tumbler is integrated in the running track and thus invisible.

Advantages

- Different construction variants possible
- Doors thickness 16-25 mm
- Easy, fast, tool-free installation, comfortable height adjustment of the fronts
- Both sides, invisible damping 15 / 30 kg for minimum installation width and fixable end position
- Closure / fixation of the end position possible without damping

OPK SUBMARINE S

OPK Submarine S is a sliding door system for shelving systems. It is a system running in front of the shelf and can also be retrofitted. The both sides damping with tumbler is integrated in the running track and thus invisible.

OPK Submarine S is a pre-front solution and therefore a perfect solution for shelving systems. It has narrow running tracks with a modern design, and is simple and easy to install.

Advantages

- Different construction variants possible
- Subsequent installation possible
- OPK Submarine S, wooden doors thickness 15-30 mm
- OPK Submarine S, 18 mm and 25 mm running tracks
- Decorative cover for a closed overall picture
- Easy, fast, tool-free installation, comfortable height adjustment of the fronts
- Both sides, invisible damping 15 / 30 kg for minimum installation width and fixable end position

OPK OCEAN 1

OPK Ocean 1 is an excellent fitting for sliding doors. The sliding doors allow clear access to the content. It has a high load capacity of 80 kg per door. The high-quality, ball-bearing carriages paired with modern design, as well as self-cleaning rollers by attached brushes, ensure an almost maintenance-free running culture.

Advantages








- Various design variants possible, 2, 3, 4 doors
- Cabinets up to 2800 mm high and 1500 mm wide doors
- Door thickness 18-40 mm
- Decorative panel, dust cover of the guiding rollers
- Easy and safe installation, comfortable height adjustment of the fronts
- Robust aluminium track in EV1
- High-quality carriages with ball-bearing plastic rollers for door leaf weights up to 80 kg for extremely light and quiet running
- Both sides damping with fixation, two-way damping with fixation of the middle door
- Anti-jump function, safety catch



HARDWARE & FITTINGS

SLIDING DOOR SYSTEM










OPK ECONOMY SILVER - 2 DOOR	Product Code	Product Description	Qty	Kit Code
	A0000831	OPK Bottom Roller	4	A000872
	A0000832	OPK Top Roller	4	
	A0000833	OPK Soft Close Damper	4	
	A0000834	OPK Soft Close Damper Activator	4	
	A0000912	OPK & Submarine 8 Top Track Silver - 1.995 Mt	1	
	A0000913	OPK & Submarine 8 Bottom Track Silver - 1.995 Mt	1	
	A0000994	Outer Handle Submarine/OPK HA Silver 3Mt	4	



HARDWARE & FITTINGS

SLIDING DOOR SYSTEM








OPK ECONOMY BLACK - 2 DOOR	Product Code	Product Description	Qty	Kit Code
	A0000831	OPK Bottom Roller	4	A0001143
	A0000832	OPK Top Roller	4	
	A0000833	OPK Soft Close Damper	4	
	A0000834	OPK Soft Close Damper Activator	4	
	A0001139	OPK/Submarine Top Track Black - 1.995 Mt	1	
	A0001140	OPK/Submarine Bottom Track Black - 1.995 Mt	1	
	A0000997	Outer Handle Submarine/OPK HA Black 3Mt	4	



HARDWARE & FITTINGS

SLIDING DOOR SYSTEM










OPK ECONOMY SILVER - 3 DOOR	Product Code	Product Description	Qty	Kit Code
	A0000831	OPK Bottom Roller	6	A000873
	A0000832	OPK Top Roller	6	
	A0000833	OPK Soft Close Damper	4	
	A0000834	OPK Soft Close Damper Activator	4	
	A0000874	OPK & Submarine 8 Top Track Silver - 2.995 Mt	1	
	A0000875	OPK & Submarine 8 Bottom Track Silver - 2.995 Mt	1	
	A0000994	Outer Handle Submarine/OPK HA Silver 3Mt	6	



HARDWARE & FITTINGS

SLIDING DOOR SYSTEM









OPK ECONOMY BLACK - 3 DOOR		Product Code	Product Description	Qty	Kit Code
	A0000831	OPK Bottom Roller	6	A001144	
	A0000832	OPK Top Roller	6		
	A0000833	OPK Soft Close Damper	4		
	A0000834	OPK Soft Close Damper Activator	4		
	A0001141	OPK & Submarine 8 Top Track Black - 2.995 Mt	1		
	A0001142	OPK & Submarine 8 Bottom Track Black - 2.995 Mt	1		
	A0000994	Outer Handle Submarine/OPK HA Silver 3Mt	6		



HARDWARE & FITTINGS







SLIDING DOOR SYSTEM

SUBMARINE 8 SILVER - 2 DOOR		Product Code	Product Description	Qty	Kit Code
	A0000780	Submarine 8 Top Roller	4	A000866	
	A0000804	Submarine 8 Soft Close Activator	4		
	A0000805	Submarine 8 Bottom Roller	4		
	A0000912	OPK & Submarine 8 Top Track Silver - 1.995 Mt	1		
	A0000913	OPK & Submarine 8 Bottom Track Silver - 1.955 Mt	1		
	A0000994	Outer Handle Submarine/OPK HA Silver 3Mt	2		



HARDWARE & FITTINGS

SLIDING DOOR SYSTEM

SUBMARINE 8 BLACK - 2 DOOR		Product Code	Product Description	Qty	Kit Code
	A0000780	Submarine 8 Top Roller	4	A0001145	
	A0000804	Submarine 8 Soft Close Activator	4		
	A0000805	Submarine 8 Bottom Roller	4		
	A0001139	OPK/Submarine Top Track Black - 1.995 Mt	1		
	A0001140	OPK/Submarine Bottom Track Black - 1.955 Mt	1		
	A0000997	Outer Handle Submarine/OPK HA Black 3Mt	2		



HARDWARE & FITTINGS

SLIDING DOOR SYSTEM

SUBMARINE 8 SILVER - 3 DOOR		Product Code	Product Description	Qty	Kit Code
	A0000780	Submarine 8 Top Roller	6	A000867	
	A0000804	Submarine 8 Soft Close Activator	4		
	A0000805	Submarine 8 Bottom Roller	6		
	A0000806	Submarine 8 Inner Door Soft Close Roller	1		
	A0000807	Submarine 8 Front Door Centre Soft Close	1		
	A0000808	Submarine 8 Activator Centre Soft Close	1		
	A0000874	OPK & Submarine 8 Top Track Silver - 2.995 Mt	1		
	A0000875	OPK & Submarine 8 Bottom Track Silver - 2.995 Mt	1		
	A0000994	Outer Handle Submarine/OPK HA Silver 3Mt	6		

HARDWARE & FITTINGS

SLIDING DOOR SYSTEM







SUBMARINE 8 BLACK - 3 DOOR		Product Code	Product Description	Qty	Kit Code
		A0000780	Submarine 8 Top Roller	6	A0001146
		A0000804	Submarine 8 Soft Close Activator	4	
		A0000805	Submarine 8 Bottom Roller	6	
		A0000806	Submarine 8 Inner Door Soft Close Roller	1	
		A0000807	Submarine 8 Front Door Centre Soft Close	1	
		A0000808	Submarine 8 Activator Centre Soft Close	1	
		A0001141	OPK/Submarine 8 Top Track Black - 2.995 Mt	1	
		A0001142	OPK/Submarine 8 Bottom Track Black - 2.995 Mt	1	
		A0000994	Outer Handle Submarine/OPK HA Silver 3Mt	6	



opk

HARDWARE & FITTINGS

SLIDING DOOR SYSTEM







OCEAN 2 DOOR SILVER - 1MTR DOOR	Product Code	Product Description	Qty	Kit Code
	A0000876	Ocean 1 - 2 Door Sliding Hardware Set	1	A0000870
	A0000917	Ocean Top Running Track - 1.995 Mt	1	
	A0000919	Ocean Bottom Running Track - 1.995 Mt	1	
	A0000921	Ocean Dust Cover Top Track - 0.995 Mt	1	
	A0001107	Ocean Outer Door Handle HA Silver - 3Mt	2	
	A0000992	Inner Handle Profile HA Silver - 3Mt	2	



HARDWARE & FITTINGS

SLIDING DOOR SYSTEM









OCEAN 2 DOOR SILVER 1 - 1.5MTR DOOR	Product Code	Product Description	Qty	Kit Code
	A0000876	Ocean 1 - 2 Door Sliding Hardware Set	1	A0000922
	A0000918	Ocean Top Running Track - 2.995 Mt	1	
	A0000920	Ocean Bottom Running Track - 2.995 Mt	1	
	A0000924	Ocean Dust Cover Top Track - 1.495 Mt	1	
	A0001107	Ocean Outer Door Handle HA Silver - 3Mt	2	
	A0000992	Inner Handle Profile HA Silver - 3Mt	2	



HARDWARE & FITTINGS

SLIDING DOOR SYSTEM

OCEAN 2 DOOR BLACK	Product Code	Product Description	Qty	Kit Code
	A0000876	Ocean 1 - 2 Door Sliding Hardware Set	1	A0001151
	A0001147	Ocean Top Running Track Black - 2.395 Mt	1	
	A0001148	Ocean Bottom Running Track Black - 2.395 Mt	1	
	A0000921	Ocean Dust Cover Top Track - 0.995 Mt	1	
	A0001108	Ocean Outer Door Handle HA Black - 3Mt	2	
	A0001109	Inner Handle Profile HA Black - 3Mt	2	



HARDWARE & FITTINGS

SLIDING DOOR SYSTEM










OCEAN 3 DOOR SILVER - 1 MTR DOOR	Product Code	Product Description	Qty	More Info
	A0000877	Ocean 1 - 3 Door Sliding Hardware Set	1	A0000871
	A0000918	Ocean Top Running Track - 2.995 Mt	1	
	A0000920	Ocean Bottom Running Track - 2.995 Mt	1	
	A0000921	Ocean Dust Cover Top Track - 0.995 Mt	1	
	A0001107	Ocean Outer Door Handle HA Silver 3Mt	4	
	A0000992	Inner Handle Profile HA Silver - 3Mt	2	
	A0000826	Ocean Front Door Center Soft Close Device	1	



HARDWARE & FITTINGS








SLIDING DOOR SYSTEM

OCEAN 3 DOOR SILVER 1 - 1.5MTR DOOR	Product Code	Product Description	Qty	More Info
	A0000877	Ocean 1 - 3 Door Sliding Hardware Set	1	A0000923
	A0001104	Ocean Top Running Track HA Silver - 6Mt	1	
	A0001102	Ocean Bottom Running Track - 6Mt	1	
	A0000924	Ocean Dust Cover Top Track - 1.495 Mt	1	
	A0001107	Ocean Outer Door Handle HA Silver - 3Mt	4	
	A0000992	Inner Handle Profile HA Silver - 3Mt	2	
	A0000826	Ocean Front Door Center Soft Close Device	1	



HARDWARE & FITTINGS

SLIDING DOOR SYSTEM

OCEAN 3 DOOR BLACK	Product Code	Product Description	Qty	More Info
	A0000877	Ocean 1 - 3 Door Sliding Hardware Set	1	A0001152
	A0001149	Ocean Top Running Track Black - 3.595 Mt	1	
	A0001150	Ocean Bottom Running Track Black - 3.595 Mt	1	
	A0000921	Ocean Dust Cover Top Track - 0.995 Mt	1	
	A0001108	Ocean Outer Door Handle HA Black 3Mt	4	
	A0001109	Inner Handle Profile HA Black - 3Mt	2	
	A0000826	Ocean Front Door Center Soft Close Device	1	





Blum Hardware Care Guide

"Quality throughout your product's life"




Blum's goal has been to develop products that guarantee problem-free function throughout their lifespan. To demonstrate their commitment to this, Blum tests their hinges to two thousand opening and closing cycles, their runners and pull-out systems are tested one hundred thousand times fully loaded, and their lift systems are opened and closed eighty thousand times.

This enables us to give a guarantee against product failure during their lifespan of the cupboards. As an added protection against rust, all Blum CLIP-top hinges have three protective coatings of copper, nickel and an additional protective film. All other Blum hinges have been given this additional coating since the beginning of 2003.



The following care must be taken with Blum hardware, in order to keep this guarantee valid:

1. No cleaning liquids are to be used on the hardware as certain brands contain additives that destroy the nickel coating causing rust. Only a damp cloth should be used for cleaning.
2. All glazing of exterior windows and hanging of external doors must be completed before hardware installation is performed.
3. Do not overload the hardware. Each hinge has a carrying capacity of 3.5kgs while most standard runner systems have a load bearing capacity of 60kgs per pair static and 25kgs dynamic, TANDEM and TANDEMBOX intivo have a dynamic capacity of 30kg. Blum does not cater for heavier duty runners / box systems which are recommended for wider drawers.
4. All granite work should be completed before installing runner systems as the subsequent dust might affect the function adversely.
5. Using cleaning products, such as abrasive cleaning powder, steel wool and scourers, as well as cleaning agents such as acetone, chlorine, cellulose thinner and solutions whose names start with tri or tetra



Blum conforms to ISO 9001 which is an internationally quality standard governing the assurance of product quality, service quality and quality of cooperation. Blum also meets the ISO 14001 standards of environmental management systems.

Kindly note that any claims are voided if Blum products are used / installed incorrectly and not to Blum's Specification and stipulations given in the Blum Catalogue.

As distributors, we have total confidence in the superior quality of Blum hardware. If you have any queries, please do not hesitate to contact us.



We make kitchens work!



HARDWARE CARE GUIDE



Kinetic hardware products are finished with the latest surface treatments to provide the longest life possible. Prolonged use and varying climate conditions may cause some finishes to age over time. This is a natural process and does not indicate a fault in the manufacture of the product.

CARE & MAINTENANCE

1. No cleaning liquids are to be used on the hardware as certain brands contain additives that destroy the nickel coating and cause rust.
2. Do not use cleaning products, such as abrasive cleaning powder, steel wool and scourers, as well as agents such as acetone, chlorine, cellulose thinner and solutions whose names start with tri or tetra.
3. Do not use mild acid to clean tiles and areas around cabinets as this will cause the hardware to rust / oxidise.
4. Use a damp cloth only for cleaning.
5. Do not overload the hardware
6. All granite / worktop jobs should be completed before installing runners as the dust will affect their functionality.

DISCLAIMER

PG Bison will not accept claims if the product is subject to;

1. Incorrect installation
2. Use of a product for which it was not designed for
3. Improper or lack of maintenance
4. Not following care and maintenance guide

NAIROBI

Kampala Rd, Industrial Area
P.O Box 45221 - 00100, Nairobi, Kenya
Tel +254 20 8088882/3 +254 722 763947 +254 733 726855

MOMBASA

Lumumba Rd, Mvita
P.O Box 80429 - 80100, Nairobi, Kenya
Tel +254 731 609474 +254 717 545114



PG BISON

www.pgbison.co.ke

the cabinetry board & hardware specialists

OUR BRANDS

MELAWOOD®

PRESSFORM
3D laminated mdf

MELAWOOD
SUPAGLOSS

MELAWOOD
SUPAMATT

SUPA
WOOD

 **FLATPAX**

 **blum®**

 **kinetic**
furniture fittings

 **ITALIANA®**
ferramenta

DTC
Global Quality Benchmark

FLEXline
 edge banding

It's PG Bison.

transforming spaces
enriching lifestyles

Iceberg White™

Peen

Super White™

Peen

Cappuccino™

Peen

Lockeport™

Linear

Folkstone Grey™

Peen

Dunblane Grey™

Peen

Super Black™

Peen



NAIROBI

Kampala Road, Industrial Area

MOMBASA

Lumumba Road, Mvita

+254 709 427 000

+254 742 613 289

sales@pgbison.co.ke



RESPONSIBLE
AND SUSTAINABLE
FIBRE SOURCES



PG BISON

www.pgbison.co.ke